


EDWARD MILLEN RESERVE UPGRADE

TOWN OF VICTORIA PARK

TENDER ISSUE



REFERENCE MAP

NORTH

NOTES

1. Do not scale drawing. Written dimensions govern
 2. All dimensions are in millimeters unless noted otherwise
 3. All dimensions shall be verified on site before proceeding with the work. Hassell shall be notified in writing of any discrepancies.
 4. This drawing must be read in conjunction with all relevant contracts, specifications and drawings
- This drawing is an uncontrolled copy. Unless noted otherwise
© Copyright of this drawing is vested in Hassell Ltd.

REV	DESCRIPTION	DATE
A	Issue for Tender	31/03/22
B	Issue for Tender	16/06/23

CONSULTANT
Hassell
Hassell LTD ABN 24 007 711 435
Level 1
Commonwealth Bank Building
242 Murray Street
Perth WA 6000 Australia
T +61 8 6477 6000
perth@hassellstudio.com

CLIENT
TOWN OF VICTORIA PARK
PROJECT
EDWARD MILLEN PARK
HILLVIEW TERRACE VICTORIA PARK

STATUS

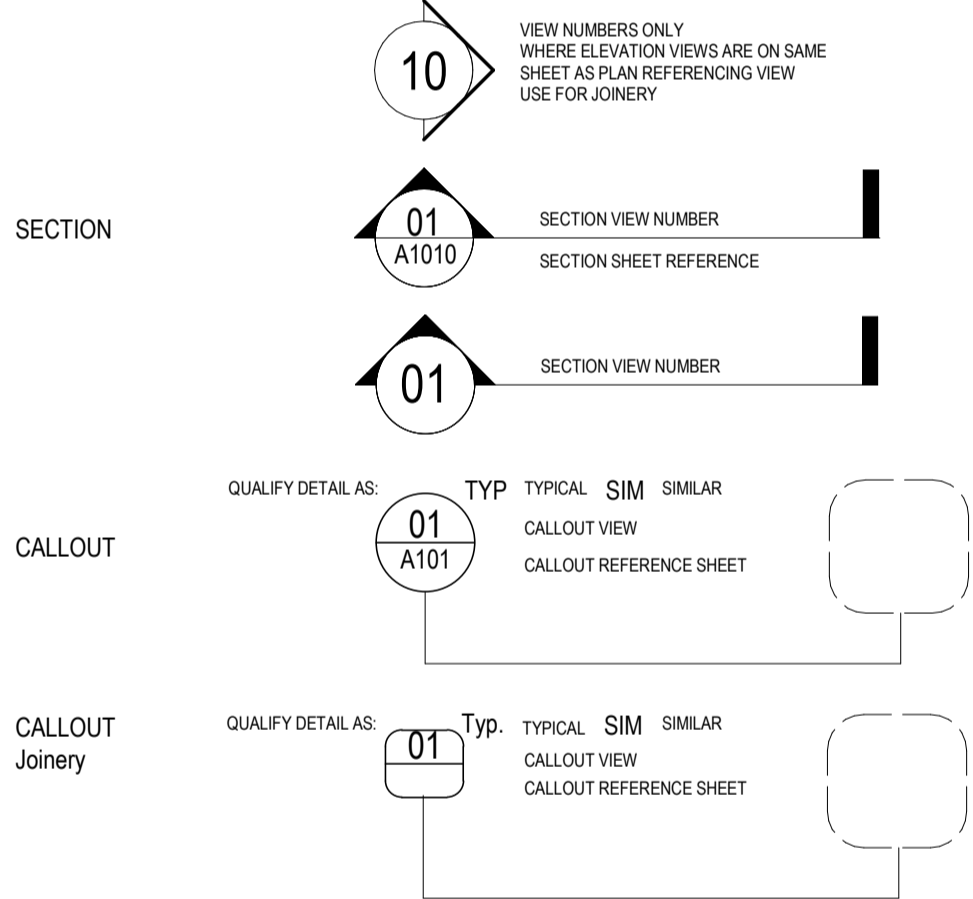
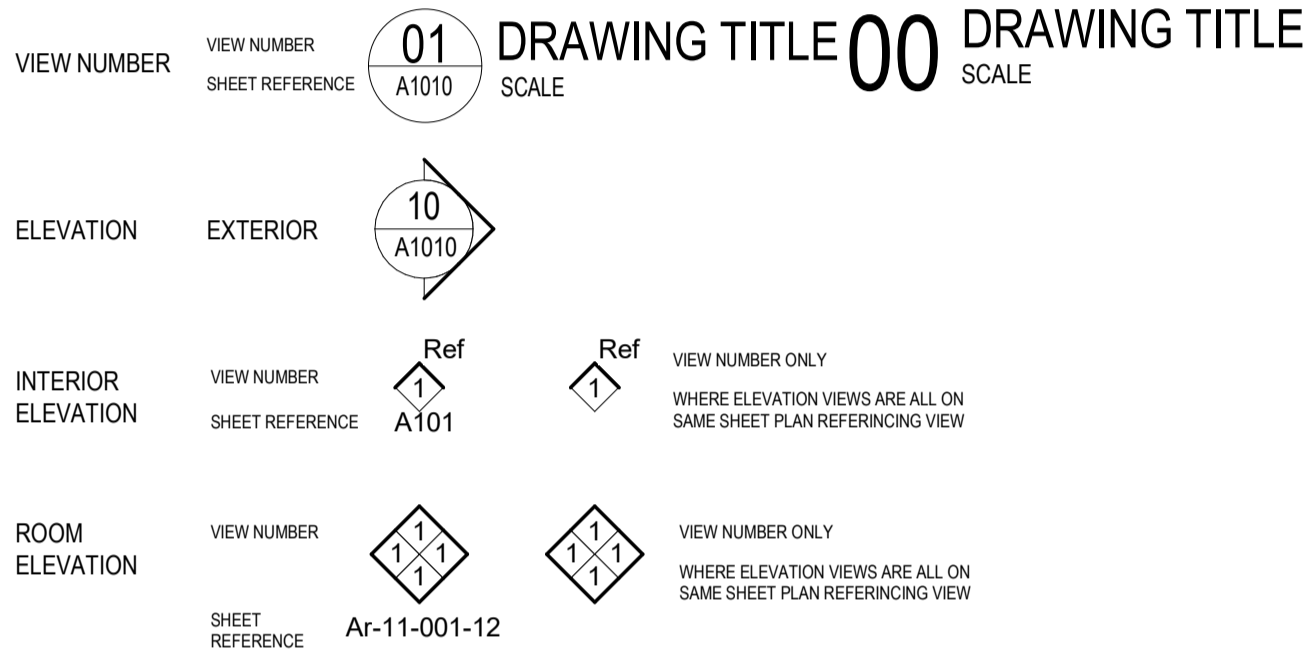
DRAWING TITLE
COVER SHEET

REVIEWED Checker	SCALE @ A1 1 : 1
APPROVED Approver	PROJECT NO. 014193
DRAWING NO. A_0000	REV NO. B

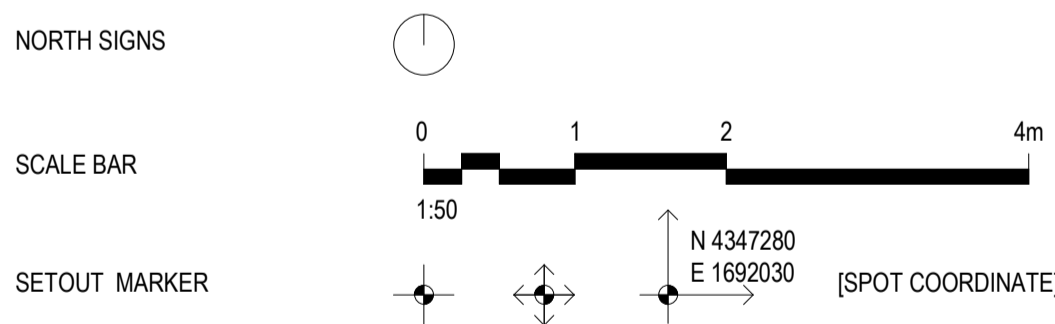
SHEET LIST_ARCHITECTURE				
Sheet Number	Sheet Name	Current Revision	Current Revision Date	Current Revision Description
A_0000	COVER SHEET	B	16/06/23	Issue for Tender
A_0001	DRAWING INDEX - LEGEND	B	16/06/23	Issue for Tender
A_0100	OVERVIEW-PRECINCT	B	16/06/23	Issue for Tender
A_1000	SLAB PROFILE - CONCRETE PLANS	B	16/06/23	Issue for Tender
A_1100	GENERAL ARRANGEMENT FLOOR PLANS	B	16/06/23	Issue for Tender
A_1500	GENERAL ARRANGEMENT REFLECTED CEILING PLANS	B	16/06/23	Issue for Tender
A_1600	GENERAL ARRANGEMENT ROOF PLANS	B	16/06/23	Issue for Tender
A_2000	EXTERNAL ELEVATIONS	B	16/06/23	Issue for Tender
A_2100	INTERNAL ELEVATIONS	B	16/06/23	Issue for Tender
A_3000	SECTIONS	B	16/06/23	Issue for Tender
A_5500	SECTIONAL DETAILS	B	16/06/23	Issue for Tender
A_5600	PLAN DETAILS	B	16/06/23	Issue for Tender
A_6000	DOOR & WINDOW SCHEDULE	B	16/06/23	Issue for Tender

SYMBOLGY

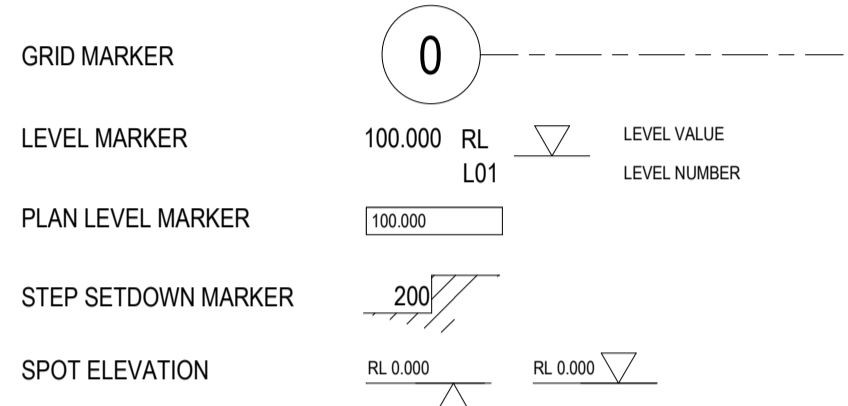
CROSS REFERENCING



LOCATION AND SETOUT



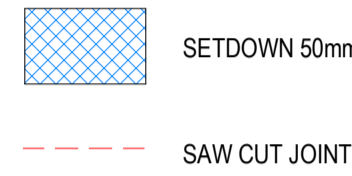
GRIDS + LEVELS



ELEMENT + MATERIAL MARKERS



SETDOWN / JOINT LEGEND



- NOTE:**
- DRAWING IS FOR SETOUT OF SLAB EDGES, SETDOWNS AND COLUMNS ONLY.
 - CAST IN POCKETS FOR STEEL COLUMNS ARE NOT SHOWN. REFER STRUCTURAL ENGINEERS DRAWINGS.
 - REFER SERVICES CONSULTANT DRAWINGS FOR SERVICES PENETRATIONS

WALL LEGEND

PA01	13 PB / PLY 21 / 92 STUD / 20 CAV / 92 STUD / 13 PB
PA02	13 PB / 92 STUD / 13 PB
PA03	13 PB / 92 STUD
PA04	13 PB / 76 STUD
PA05	13 PB / 51 STUD
PA06	13 PB / 51 STUD / 20 CAV / 92 STUD / 13 PB
PA07	8 CFC / 13 SPLIT BATTEN / 92 STUD
BWK01	110 BWK / 110 CAV / 110 BWK
BWK02	110 BWK / 50 CAV / 110 BWK
BWK03	110 BWK

HYDRAULIC FIXTURES LEGEND

HB01	ACCESSIBLE BASIN (INTEGRATED SHELF)
HB01B	ACCESSIBLE BASIN (INTEGRATED SHELF)
HB02	AMBULANT BASIN
HB03	CLEANERS SINK
HT	HOSE TAP
HTB	HOSE TAP BOX
HWU	HOT WATER UNIT
RPZD	BACKFLOW PREVENTION VALVE BOX
SF01	BOTTLE TRAP
SF03	FLUSH PLATE - ACCESSIBLE
SF04	FLUSH PLATE - AMBULANT
SF05	ACCESSIBLE MIXER TAP
SF06	AMBULANT MIXER TAP
SF07	CLEANERS SINK TAP
SF08	SHOWER SET AND GRAB RAIL
SF09	SHOWER MIXER
WC01	ACCESSIBLE WC AND BACKREST
WC01B	ACCESSIBLE WC
WC02	AMBULANT WC

HYDRAULIC LEGEND

DP	DOWNPIPE
FW	FLOOR WASTE
OF	OVERFLOW
SD	STRIP DRAIN
CO	CLEAN OUT
VP	VENT PIPE

CEILING LEGEND

SO.01	13mm THK FLUSHED PLASTERBOARD
SO.02	13mm THK FLUSHED MOISTURE RESISTANT PLASTERBOARD
SO.03	EXPRESS JOINTED BOARD AND BATTEN FIBRE CEMENT CLADDING
SO.04	TIMBER BATTEN SOFFIT SYSTEM ON 6mm FC SHEETING
AP	ACCESS PANEL
CF01	CEILING FAN
CF02	CEILING FAN

EXTERNAL FINISHES LEGEND

BWK01	FACE BRICKWORK, STRETCHER BOND WITH HEAVY MORTAR
BWK02	RENDERED BRICKWORK, COLOUR TO MATCH BWK01 MORTAR
BWK03	RENDERED BRICKWORK, COLOUR TO MATCH BWK01 MORTAR
RF01	PROFILED METAL ROOF SHEETING, COLOUR 'SURFMIST MATT'
RF02	INTERLOCKING METAL WALL CLADDING, COLOUR 'HERITAGE GALV'
SC01	PERFORATED PROFILED METAL SHEETING
SC02	TIMBER BATTEN 20 x 30MM SCREEN

INTERNAL FINISHES LEGEND

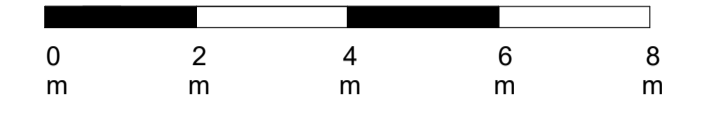
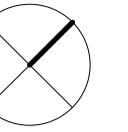
PT01	PAINT FINISH, DULUX 'WHISPER WHITE' LOW SHEEN
CS01	PRE-FINISHED CFC CLADDING ON SPLIT BATTEN SYSTEM
CT02	WALL AND SKIRTING TILE
	RANDOM MIX WITH LIGHT GREY GROUT
CT03	SPLASHBACK TILE, VERTICAL STACK BOND

WASHROOM ACCESSORIES LEGEND

A01	COAT HOOK
A02	SLING HOOK
A03	SOAP DISPENSER
A04	MIRROR (600 x 1000)
A04A	MIRROR (450 x 1650)
A05	MIRROR (450 x 1000)
A06	SHOWER SEAT
A07	SOAP DISH
A08	TOILET ROLL DISPENSER
A09	CURTAIN TRACK RAIL
A10	SHELF (150 x 450)
A11	SHELF (150 x 300)
A12	WIPE DISPENSER
A13	CHANGE TABLE COVER DISPENSER
A14	INCONTINENCE PAD DISPOSAL BIN
A15	SANITARY PRODUCT DISPOSAL BIN
A16	CHANGE TABLE AND HOIST INSTRUCTIONS
BR01	BACK REST
CH01	CEILING HOIST
CT01	ADJUSTABLE HEIGHT CHANGE TABLE
CT02	BABY CHANGE TABLE (RECESSED)
GR01	DROP-DOWN RAIL
GR02	DROP-DOWN RAIL W/ TOILET ROLL HOLDER
GR03	CHANGING RAILS
GR04	AAT GRABRAILS
GR05	AMBULANT GRABRAILS
PT01	PAPER TOWEL DISPENSER
RS01	RETRACTABLE SCREEN
WR01	WASTE RECEPTACLE (24L)
WR02	WASTE RECEPTACLE (5L)

REFERENCE MAP

NORTH



NOTES

- Do not scale drawing. Written dimensions govern
- All dimensions are in millimeters unless noted otherwise
- All dimensions shall be verified on site before proceeding with the work. Hassell shall be notified in writing of any discrepancies.
- This drawing must be read in conjunction with all relevant contracts, specifications and drawings
This drawing is an uncontrolled copy. Unless noted otherwise
© Copyright of this drawing is vested in Hassell Ltd.

REV	DESCRIPTION	DATE
A	Issue for Tender	31/03/22
B	Issue for Tender	16/06/23

CONSULTANT
Hassell LTD ABN 24 007 711 435
Level 1
Commonwealth Bank Building
242 Murray Street
Perth WA 6000 Australia
T +61 8 6477 6000
perth@hassellstudio.com

CLIENT
TOWN OF VICTORIA PARK

PROJECT
EDWARD MILLEN PARK

HILLVIEW TERRACE VICTORIA PARK

STATUS

DRAWING TITLE
DRAWING INDEX - LEGEND

REVIEWED **SCALE @ A1**
Checker 1 : 50

APPROVED **PROJECT NO.**
Approver 014193

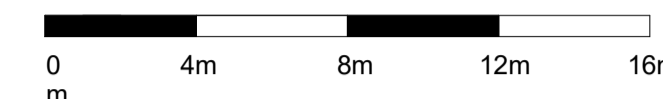
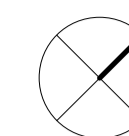
DRAWING NO. **REV NO.**
A_0001 B



HILL VIEW TERRACE

REFERENCE MAP

NORTH



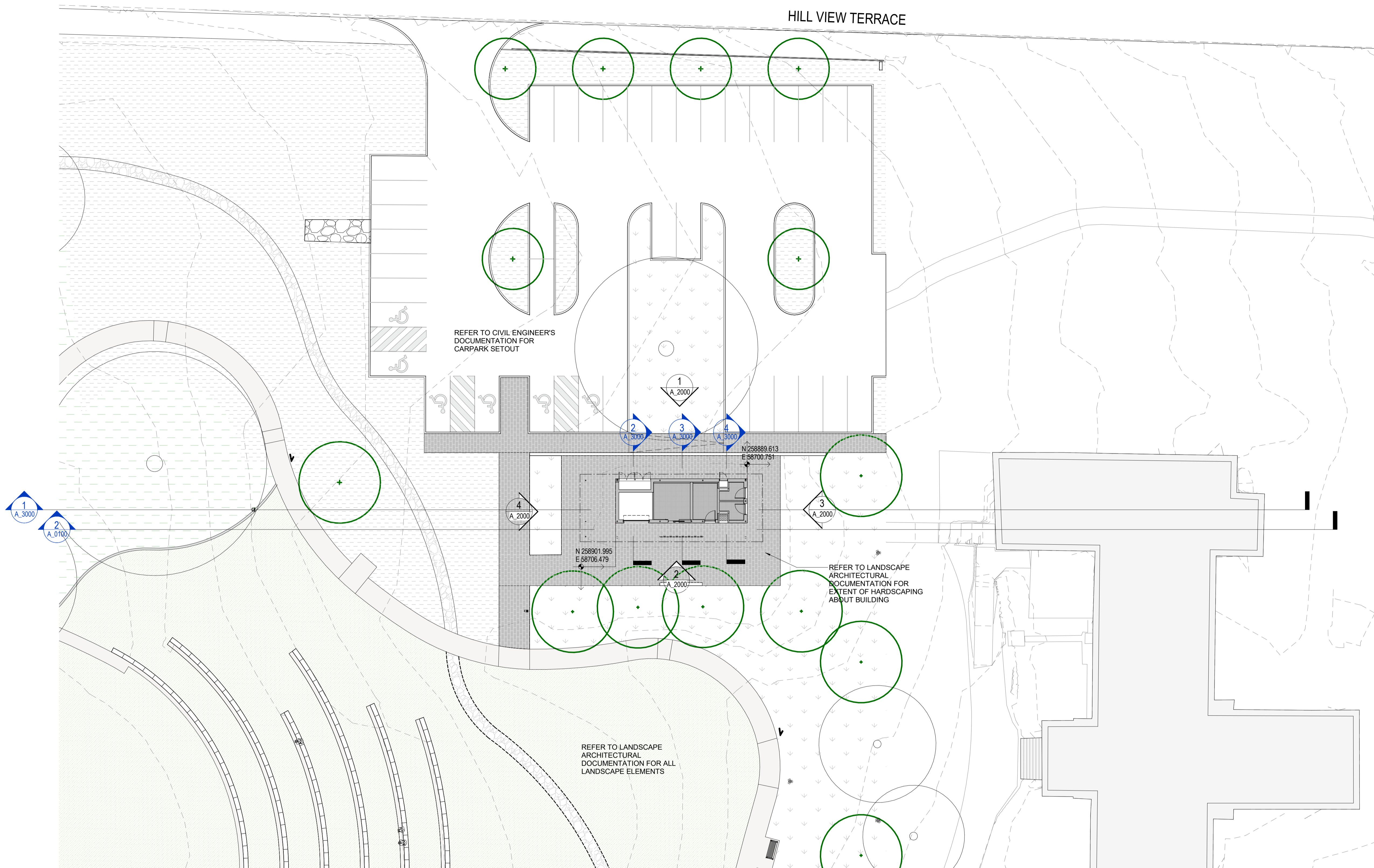
NOTES

1. Do not scale drawing. Written dimensions govern
 2. All dimensions are in millimeters unless noted otherwise
 3. All dimensions shall be verified on site before proceeding with the work. Hassell shall be notified in writing of any discrepancies.
 4. This drawing must be read in conjunction with all relevant contracts, specifications and drawings
- This drawing is an uncontrolled copy. Unless noted otherwise
© Copyright of this drawing is vested in Hassell Ltd.

REV DESCRIPTION

DATE

A	Issue for Tender	31/03/22
B	Issue for Tender	16/06/23



CONSULTANT

Hassell

Hassell LTD ABN 24 007 711 435
Level 1
Commonwealth Bank Building
242 Murray Street
Perth WA 6000 Australia
T +61 8 6477 6000
perth@hassellstudio.com

CLIENT

TOWN OF VICTORIA PARK
PROJECT
EDWARD MILLEN PARK
HILLVIEW TERRACE VICTORIA PARK

STATUS

DRAWING TITLE
OVERVIEW-PRECINCT

REVIEWED

Checker

APPROVED

Approver

DRAWING NO.

A_0100

SCALE @ A1

1 : 200

PROJECT NO.

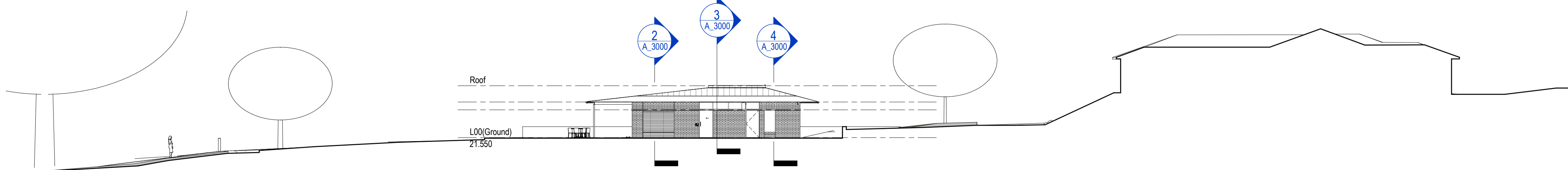
014193

REV NO.

B


1 SITE PLAN

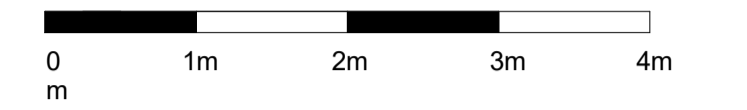
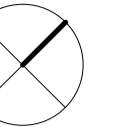
A_0100 1:200



2 SITE SECTION

A_0100 1:200

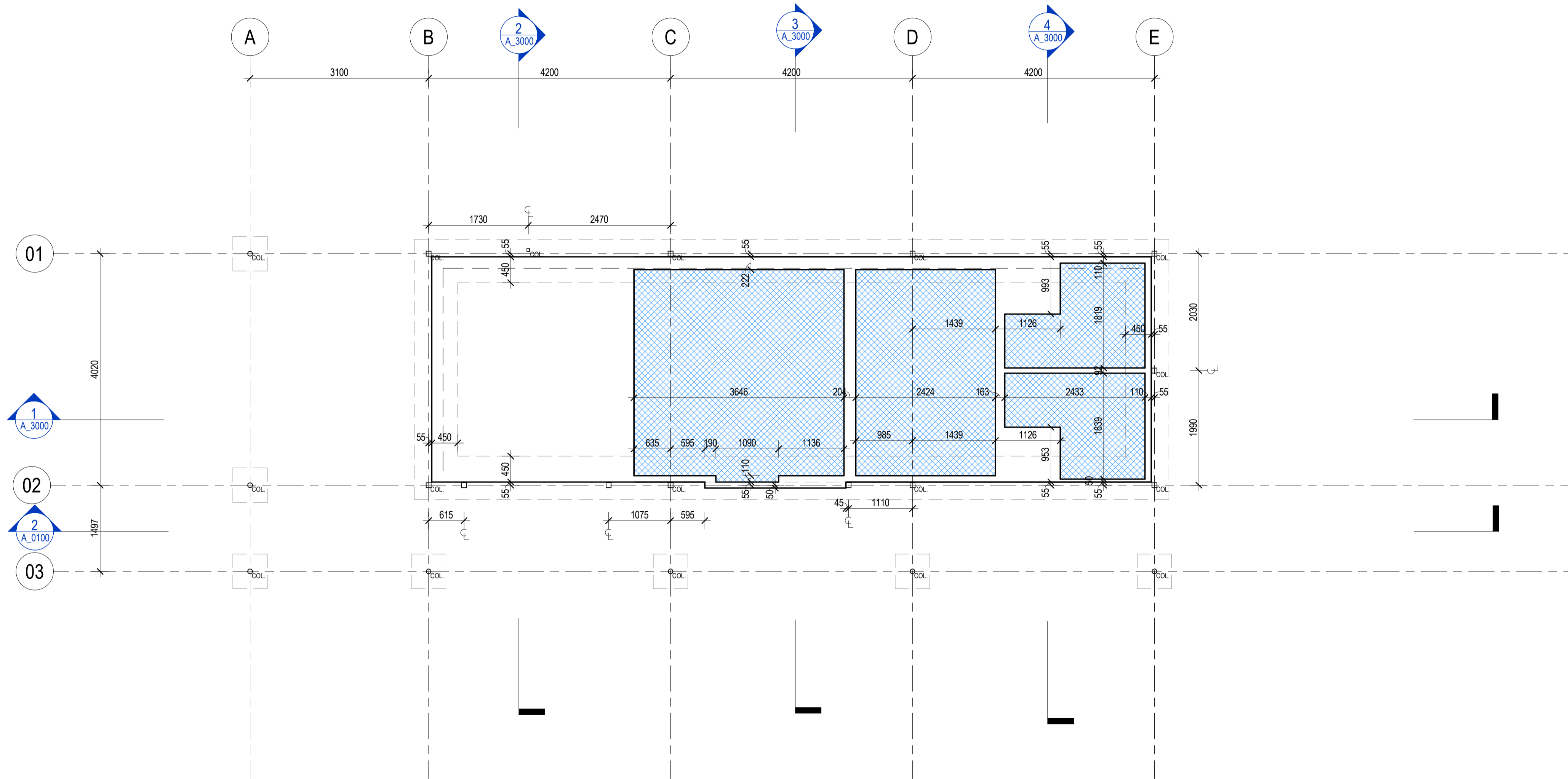




NOTES

1. Do not scale drawing. Written dimensions govern
 2. All dimensions are in millimeters unless noted otherwise
 3. All dimensions shall be verified on site before proceeding with the work. Hassell shall be notified in writing of any discrepancies.
 4. This drawing must be read in conjunction with all relevant contracts, specifications and drawings
- This drawing is an uncontrolled copy. Unless noted otherwise
© Copyright of this drawing is vested in Hassell Ltd.

REV	DESCRIPTION	DATE
A	Issue for Tender	31/03/22
B	Issue for Tender	16/06/23



SETDOWN / JOINT LEGEND

- SETDOWN 50mm
- SAW CUT JOINT

NOTE:

1. DRAWING IS FOR SETOUT OF SLAB EDGES, SETDOWNS AND COLUMNS ONLY. CAST IN POCKETS FOR STEEL
2. COLUMNS ARE NOT SHOWN. REFER STRUCTURAL ENGINEERS DRAWINGS.
4. REFER SERVICES CONSULTANT DRAWINGS FOR SERVICES PENETRATIONS

CONSULTANT
Hassell
 Hassell LTD ABN 24 007 711 435
 Level 1
 Commonwealth Bank Building
 242 Murray Street
 Perth WA 6000 Australia
 T +61 8 6477 6000
 perth@hassellstudio.com


CLIENT
 TOWN OF VICTORIA PARK
PROJECT
 EDWARD MILLEN PARK
 HILLVIEW TERRACE VICTORIA PARK

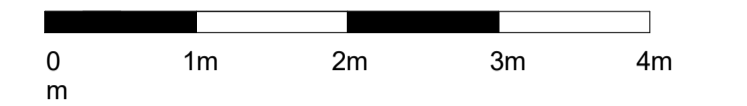
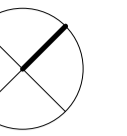
STATUS

DRAWING TITLE
 SLAB PROFILE - CONCRETE PLANS

REVIEWED Checker	SCALE @ A1 1 : 50
APPROVED Approver	PROJECT NO. 014193
DRAWING NO. A_1000	REV NO. B

1 CONCRETE OUTLINE PLAN
 A_0100 1 : 50





NOTES

1. Do not scale drawing. Written dimensions govern
2. All dimensions are in millimeters unless noted otherwise
3. All dimensions shall be verified on site before proceeding with the work. Hassell shall be notified in writing of any discrepancies.
4. This drawing must be read in conjunction with all relevant contracts, specifications and drawings
This drawing is an uncontrolled copy. Unless noted otherwise
© Copyright of this drawing is vested in Hassell Ltd.

REV	DESCRIPTION	DATE
A	Issue for Tender	31/03/22
B	Issue for Tender	16/06/23

WALL LEGEND

PA01	13 PB / PLY 21 / 92 STUD / 20 CAV / 92 STUD / 13 PB
PA02	13 PB / 92 STUD / 13 PB
PA03	13 PB / 92 STUD
PA04	13 PB / 76 STUD
PA05	13 PB / 51 STUD
PA06	13 PB / 51 STUD / 20 CAV / 92 STUD / 13 PB
PA07	8 CFC / 13 SPLIT BATTEN / 92 STUD
BWK01	110 BWK / 110 CAV / 110 BWK
BWK02	110 BWK / 50 CAV / 110 BWK
BWK03	110 BWK

HYDRAULIC FIXTURES LEGEND

HB01	ACCESSIBLE BASIN (INTEGRATED SHELF)
HB01B	ACCESSIBLE BASIN (INTEGRATED SHELF)
HB02	AMBULANT BASIN
HB03	CLEANERS SINK
HT	HOSE TAP
HTB	HOSE TAP BOX
HWU	HOT WATER UNIT
RPZD	BACKFLOW PREVENTION VALVE BOX
SF01	BOTTLE TRAP
SF03	FLUSH PLATE - ACCESSIBLE
SF04	FLUSH PLATE - AMBULANT
SF05	ACCESSIBLE MIXER TAP
SF06	AMBULANT MIXER TAP
SF07	CLEANERS SINK TAP
SF08	SHOWER SET AND GRAB RAIL
SF09	SHOWER MIXER
WC01	ACCESSIBLE WC AND BACKREST
WC01B	ACCESSIBLE WC
WC02	AMBULANT WC

HYDRAULIC LEGEND

DP	DOWNPIPE
FW	FLOOR WASTE
OF	OVERFLOW
SD	STRIP DRAIN
CO	CLEAN OUT
VP	VENT PIPE

CONSULTANT
Hassell
 Hassell LTD ABN 24 007 711 435
 Level 1
 Commonwealth Bank Building
 242 Murray Street
 Perth WA 6000 Australia
 T +61 8 6477 6000
 perth@hassellstudio.com

CLIENT
 TOWN OF VICTORIA PARK
PROJECT
 EDWARD MILLEN PARK
 HILLVIEW TERRACE VICTORIA PARK

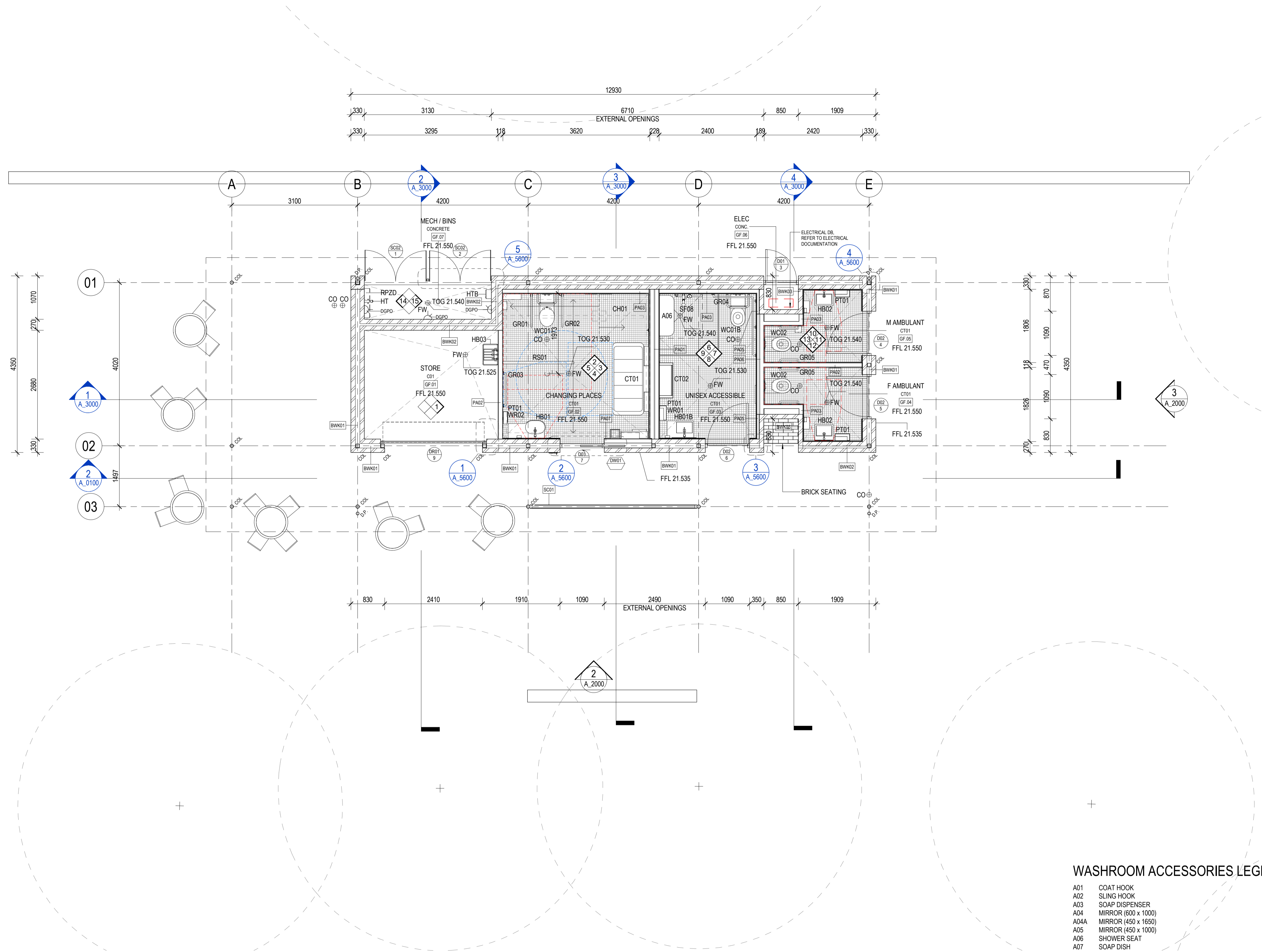
STATUS

DRAWING TITLE
 GENERAL ARRANGEMENT FLOOR PLANS

REVIEWED SCALE @ A1
 Checker 1 : 50

APPROVED PROJECT NO.
 Approver 014193

DRAWING NO. REV NO.
 A_1100 B



WASHROOM ACCESSORIES LEGEND


A01	COAT HOOK
A02	SLING HOOK
A03	SOAP DISPENSER
A04	MIRROR (600 x 1000)
A04A	MIRROR (450 x 1650)
A05	MIRROR (450 x 1000)
A06	SHOWER SEAT
A07	SOAP DISH
A08	TOILET ROLL DISPENSER
A09	CURTAIN TRACK RAIL
A10	SHELF (150 x 450)
A11	SHELF (150 x 300)
A12	WIPE DISPENSER
A13	CHANGE TABLE COVER DISPENSER
A14	INCONTINENCE PAD DISPOSAL BIN
A15	SANITARY PRODUCT DISPOSAL BIN
A16	CHANGE TABLE AND HOIST INSTRUCTIONS
BR01	BACK REST
CH01	CEILING HOIST
CT01	ADJUSTABLE HEIGHT CHANGE TABLE
CT02	BABY CHANGE TABLE (RECESSED)
GR01	DROP-DOWN RAIL
GR02	DROP-DOWN RAIL W/ TOILET ROLL HOLDER
GR03	CHANGING RAILS
GR04	AAT GRABRAILS
GR05	AMBULANT GRABRAILS
PT01	PAPER TOWEL DISPENSER
RS01	RETRACTABLE SCREEN
WR01	WASTE RECEPTACLE (24L)
WR02	WASTE RECEPTACLE (5L)

1 L00 (GROUND PLAN)
 A_0100 1:50

CHANGING PLACES TYPE 1B (NO SHOWER) - PRECEDENT IMAGES



01_ ACCESSIBLE WC
 02_ ROOM COVERAGE HOIST
 03_ RETRACTABLE PRIVACY SCREEN
 04_ CHANGING RAILS / CLOTHES HOOK




05_ ACCESSIBLE BASIN WITH INTEGRATED SHELF
 06_ HAND DRYER / AUTOMATED DOOR RELEASE BUTTON

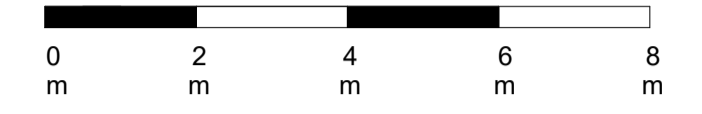
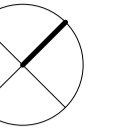


07_ SANITARY WIPE DISPENSER
 08_ ROOM COVERAGE HOIST
 09_ ADJUSTABLE HEIGHT CHANGE TABLE



10_ AUTOMATED DOOR RELEASE BUTTON





NOTES

1. Do not scale drawing. Written dimensions govern
2. All dimensions are in millimeters unless noted otherwise
3. All dimensions shall be verified on site before proceeding with the work. Hassell shall be notified in writing of any discrepancies.
4. This drawing must be read in conjunction with all relevant contracts, specifications and drawings
This drawing is an uncontrolled copy. Unless noted otherwise
© Copyright of this drawing is vested in Hassell Ltd.

REV	DESCRIPTION	DATE
A	Issue for Tender	31/03/22
B	Issue for Tender	16/06/23

CEILING LEGEND

- SO.01 13mm THK FLUSHED PLASTERBOARD
- SO.02 13mm THK FLUSHED MOISTURE RESISTANT PLASTERBOARD
- SO.03 EXPRESS JOINTED BOARD AND BATTEN FIBRE CEMENT CLADDING
- SO.04 TIMBER BATTEN SOFFIT SYSTEM ON 6mm FC SHEETING
- AP ACCESS PANEL
- CF01 CEILING FAN
- CF02 CEILING FAN

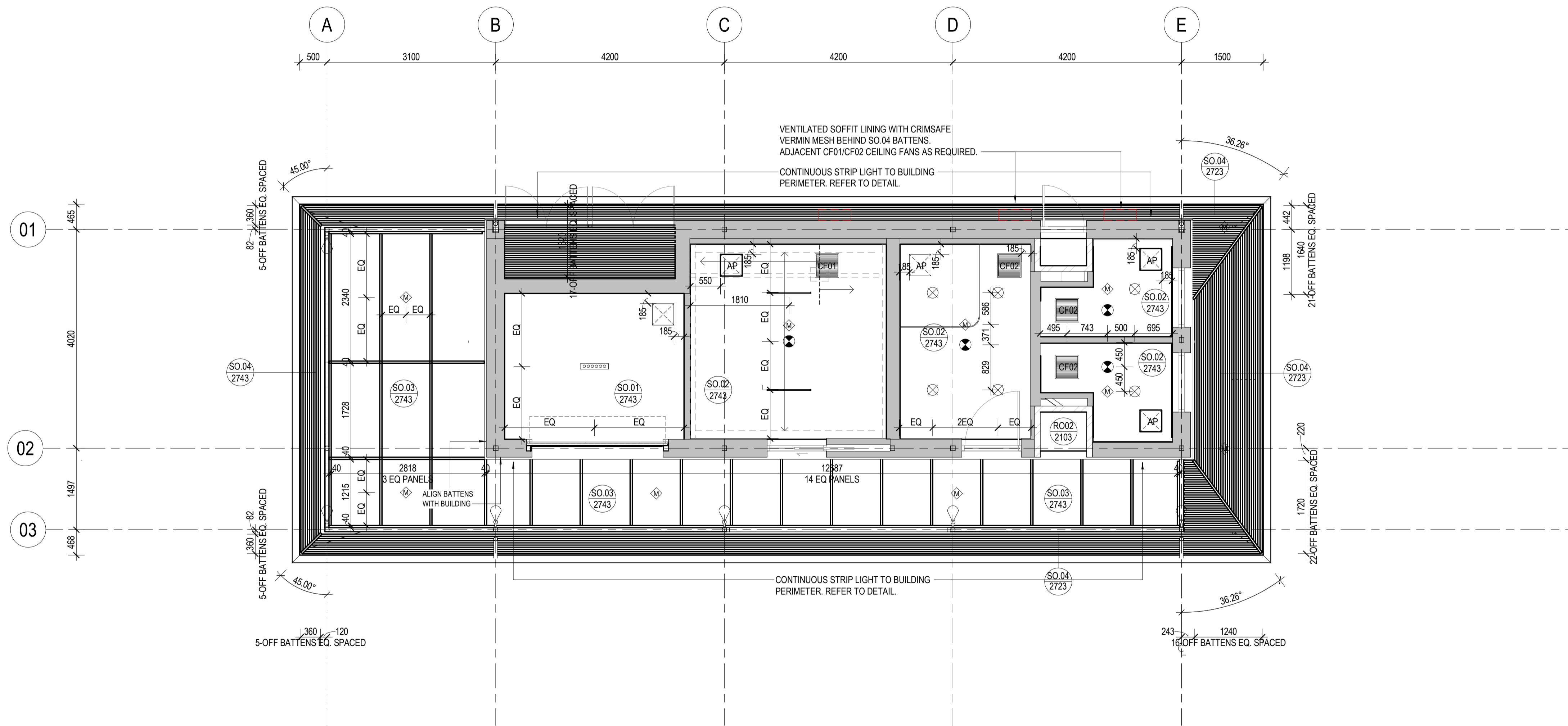
CONSULTANT
Hassell
 Hassell LTD ABN 24 007 711 435
 Level 1
 Commonwealth Bank Building
 242 Murray Street
 Perth WA 6000 Australia
 T +61 8 6477 6000
 perth@hassellstudio.com

CLIENT
 TOWN OF VICTORIA PARK
PROJECT
 EDWARD MILLEN PARK
 HILLVIEW TERRACE VICTORIA PARK


STATUS

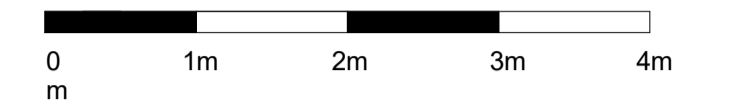
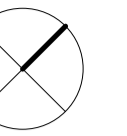
DRAWING TITLE
 GENERAL ARRANGEMENT REFLECTED
 CEILING PLANS

REVIEWED Checker	SCALE @ A1 1 : 50
APPROVED Approver	PROJECT NO. 014193
DRAWING NO. A_1500	REV NO. B



1 REFLECTED CEILING PLAN
 A_0100 1:50





NOTES

1. Do not scale drawing. Written dimensions govern
 2. All dimensions are in millimeters unless noted otherwise
 3. All dimensions shall be verified on site before proceeding with the work. Hassell shall be notified in writing of any discrepancies.
 4. This drawing must be read in conjunction with all relevant contracts, specifications and drawings
- This drawing is an uncontrolled copy. Unless noted otherwise
© Copyright of this drawing is vested in Hassell Ltd.

REV	DESCRIPTION	DATE
A	Issue for Tender	31/03/22
B	Issue for Tender	16/06/23

EXTERNAL FINISHES LEGEND

- BWK01 FACE BRICKWORK, STRETCHER BOND WITH HEAVY MORTAR
- BWK02 RENDERED BRICKWORK, COLOUR TO MATCH BWK01 MORTAR
- BWK03 RENDERED BRICKWORK, COLOUR TO MATCH BWK01 MORTAR
- RF01 PROFILED METAL ROOF SHEETING, COLOUR 'SURFIMST MATT'
- RF02 INTERLOCKING METAL WALL CLADDING, COLOUR 'HERITAGE GALV'
- SC01 PERFORATED PROFILED METAL SHEETING
- SC02 TIMBER BATTEN 20 x 30MM SCREEN

HYDRAULIC LEGEND

- DP DOWNPIPE
- FW FLOOR WASTE
- OF OVERFLOW
- SD STRIP DRAIN
- CO CLEAN OUT
- VP VENT PIPE

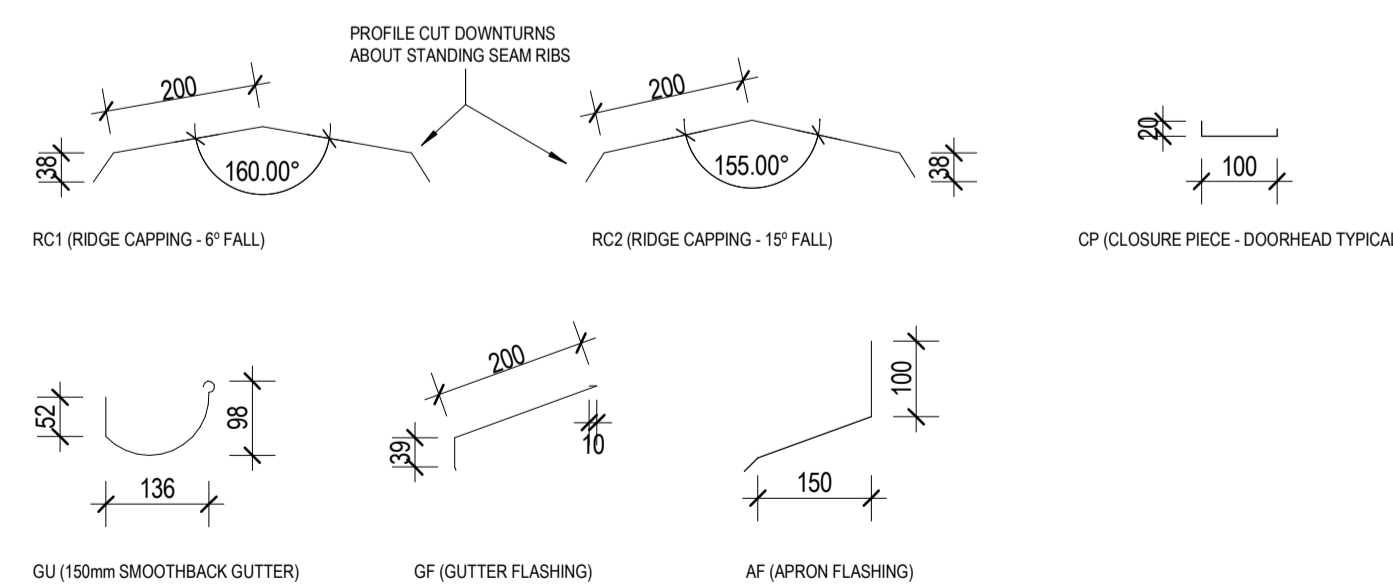
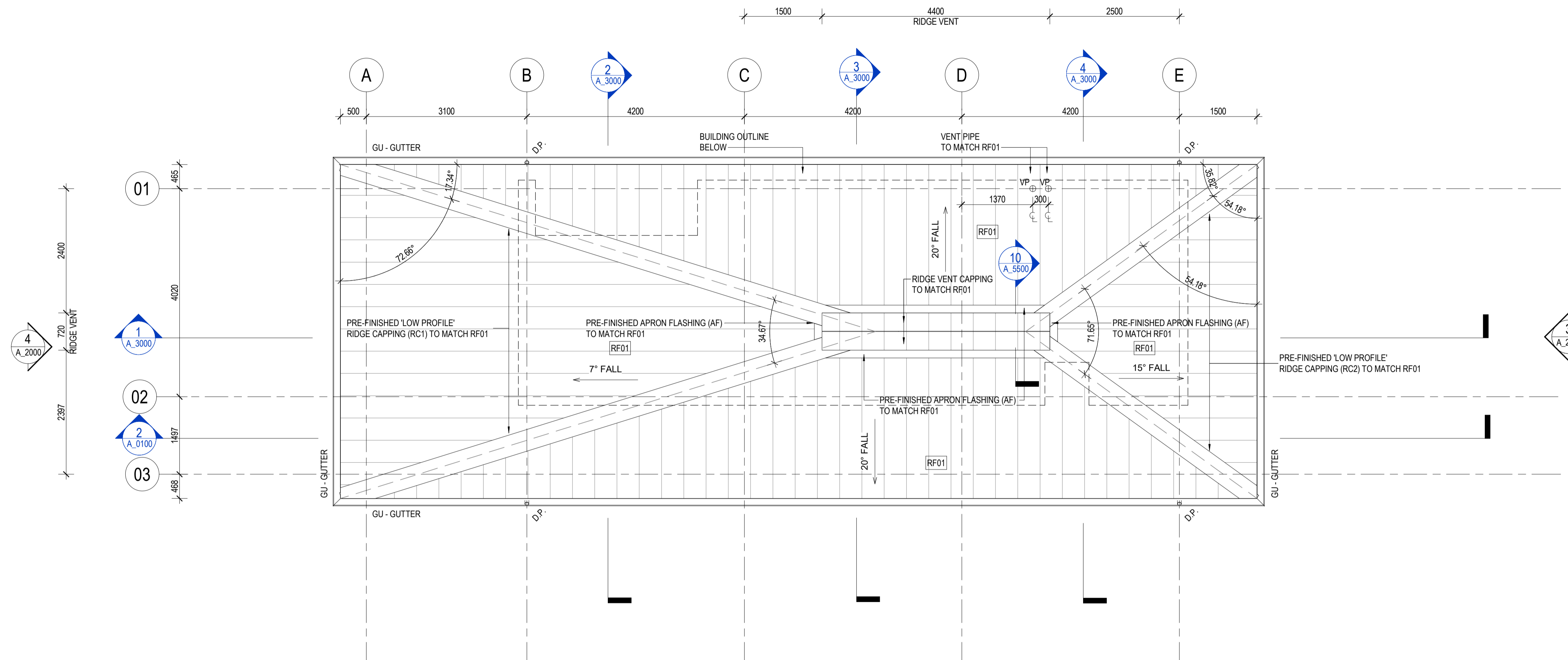
CONSULTANT
Hassell
 Hassell LTD ABN 24 007 711 435
 Level 1
 Commonwealth Bank Building
 242 Murray Street
 Perth WA 6000 Australia
 T +61 8 6477 6000
 perth@hassellstudio.com

CLIENT
 TOWN OF VICTORIA PARK
PROJECT
 EDWARD MILLEN PARK
 HILLVIEW TERRACE VICTORIA PARK


STATUS

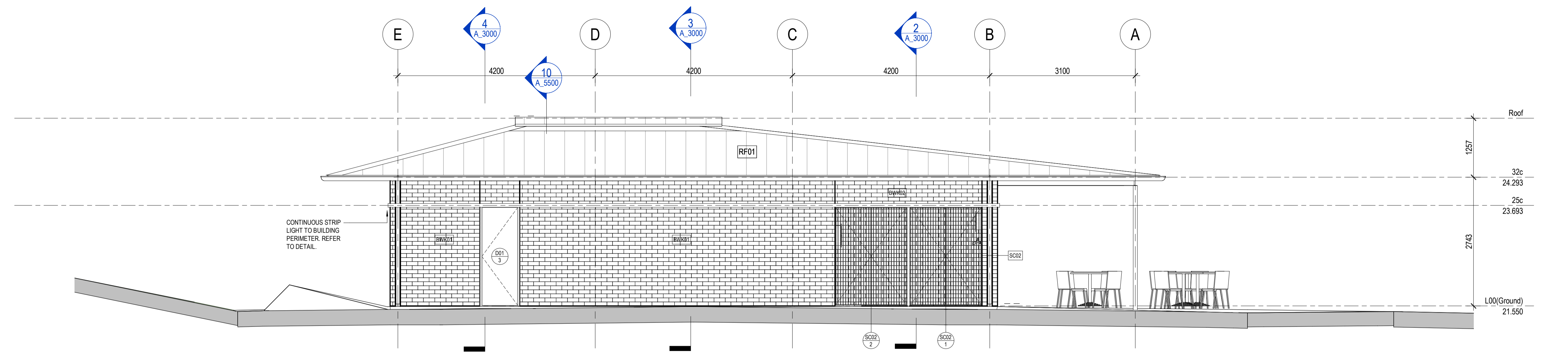
DRAWING TITLE
 GENERAL ARRANGEMENT ROOF PLANS

REVIEWED Checker	SCALE @ A1 As indicated
APPROVED Approver	PROJECT NO. 014193
DRAWING NO. A_1600	REV NO. B

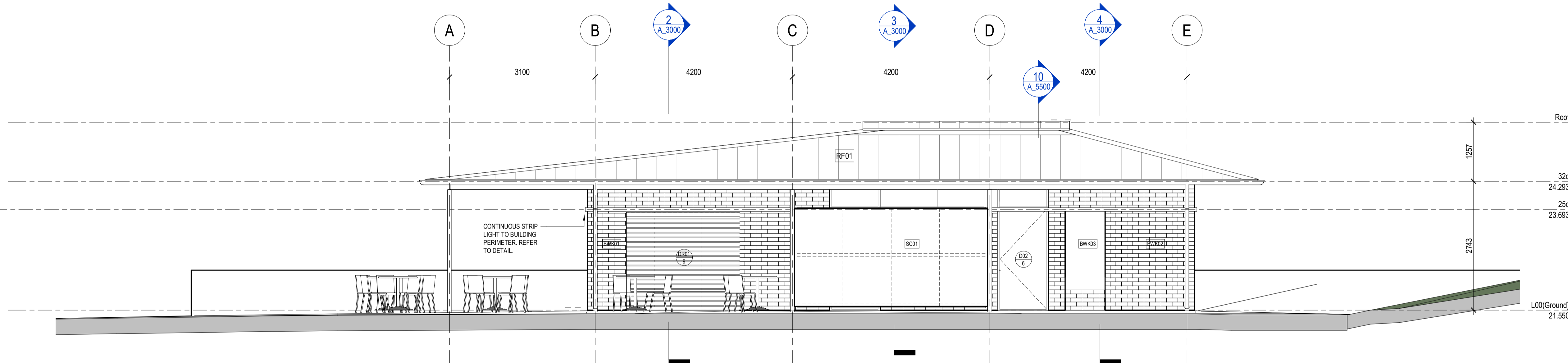


SHEET METAL ARTICLES
 1:10

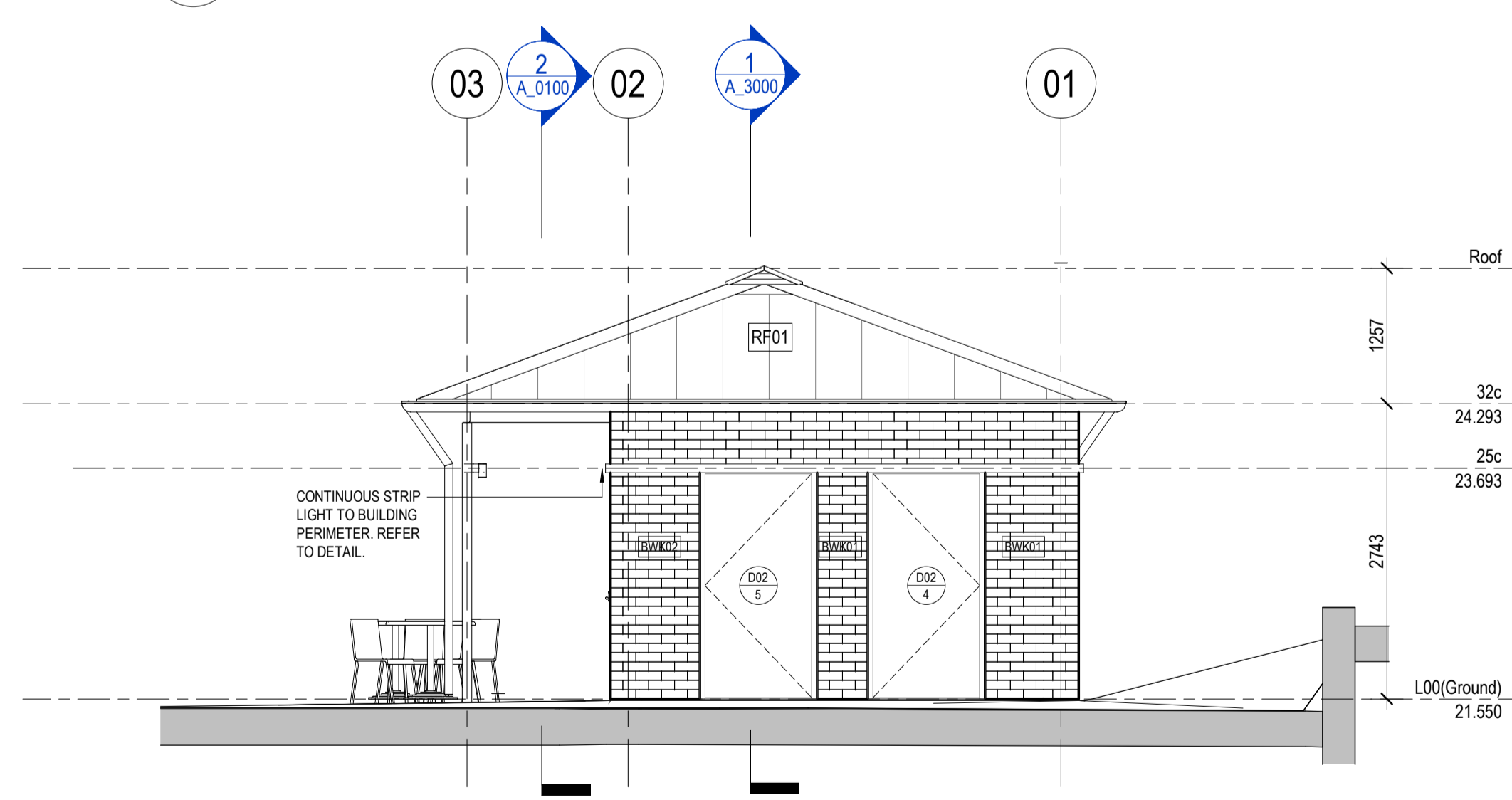




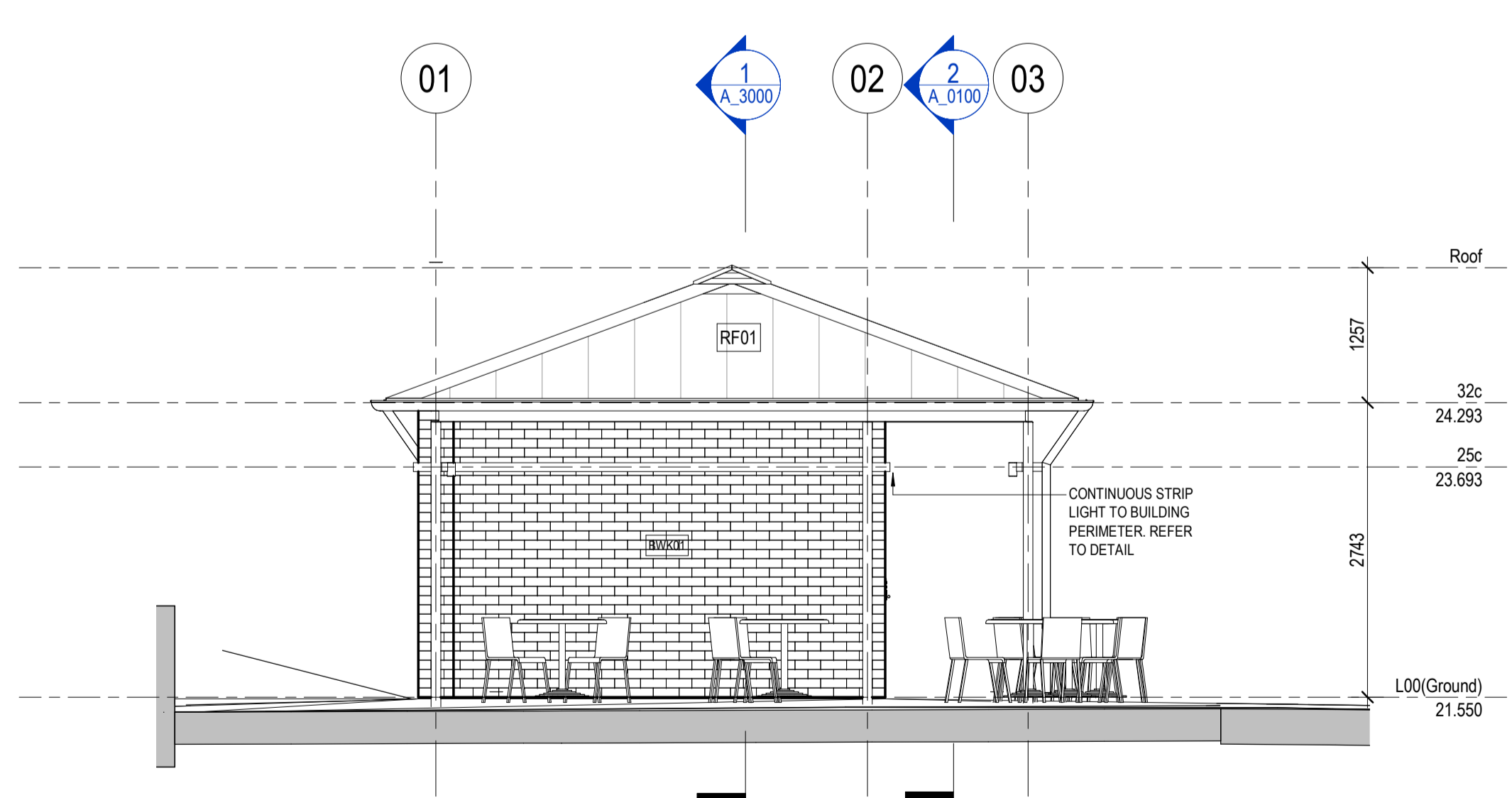
1 ELEVATION - SOUTH EAST
A_0100 1:50



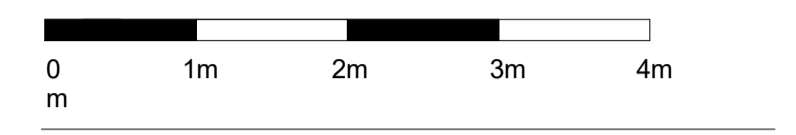
2 ELEVATION - NORTH WEST
A_0100 1:50



3 ELEVATION - SOUTH WEST
A_0100 1:50



4 ELEVATION - NORTH EAST
A_0100 1:50



- NOTES**
1. Do not scale drawing. Written dimensions govern
 2. All dimensions are in millimeters unless noted otherwise
 3. All dimensions shall be verified on site before proceeding with the work. Hassell shall be notified in writing of any discrepancies.
 4. This drawing must be read in conjunction with all relevant contracts, specifications and drawings
- This drawing is an uncontrolled copy. Unless noted otherwise
© Copyright of this drawing is vested in Hassell Ltd.

REV	DESCRIPTION	DATE
A	Issue for Tender	31/03/22
B	Issue for Tender	16/06/23

EXTERNAL FINISHES LEGEND

- BWK01 FACE BRICKWORK, STRETCHER BOND WITH HEAVY MORTAR
- BWK02 RENDERED BRICKWORK, COLOUR TO MATCH BWK01 MORTAR
- BWK03 RENDERED BRICKWORK, COLOUR TO MATCH BWK01 MORTAR
- RF01 PROFILED METAL ROOF SHEETING, COLOUR 'SURFMIST MAT'
- RF02 INTERLOCKING METAL WALL CLADDING, COLOUR 'HERITAGE GALV'
- SC01 PERFORATED PROFILED METAL SHEETING
- SC02 TIMBER BATTEN 20 x 30MM SCREEN


CONSULTANT
Hassell
Hassell LTD ABN 24 007 711 435
Level 1
Commonwealth Bank Building
242 Murray Street
Perth WA 6000 Australia
T +61 8 6477 6000
perth@hassellstudio.com

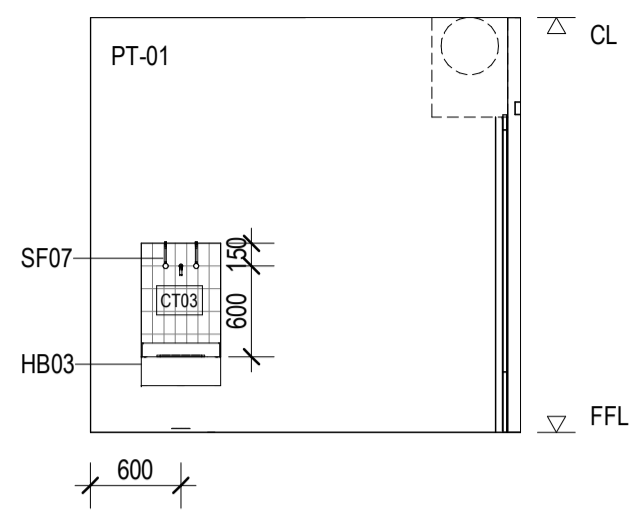
CLIENT
TOWN OF VICTORIA PARK
PROJECT
EDWARD MILLEN PARK
HILLVIEW TERRACE VICTORIA PARK

STATUS

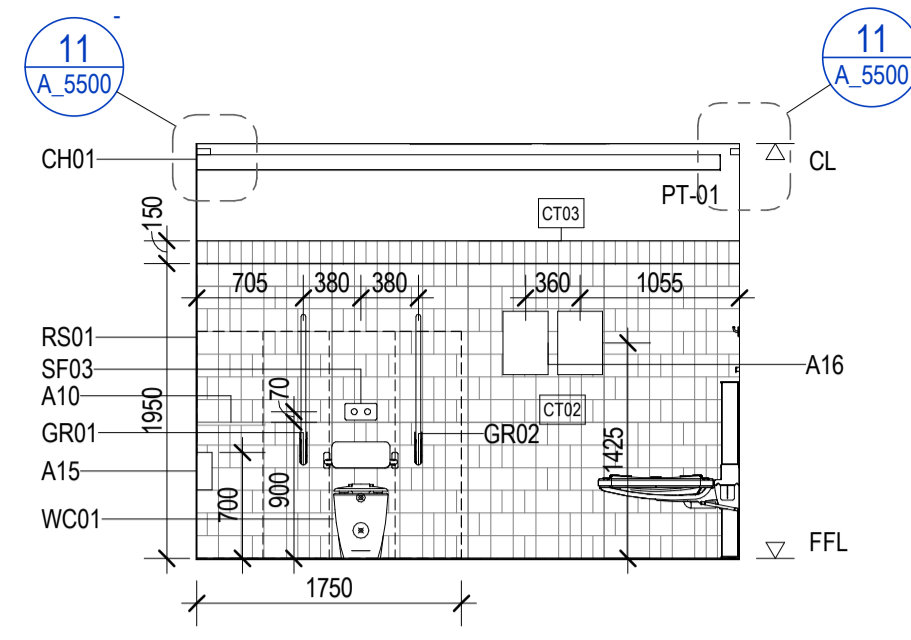
DRAWING TITLE
EXTERNAL ELEVATIONS

REVIEWED Checker	SCALE @ A1 1 : 50
APPROVED Approver	PROJECT NO. 014193
DRAWING NO. A_2000	REV NO. B

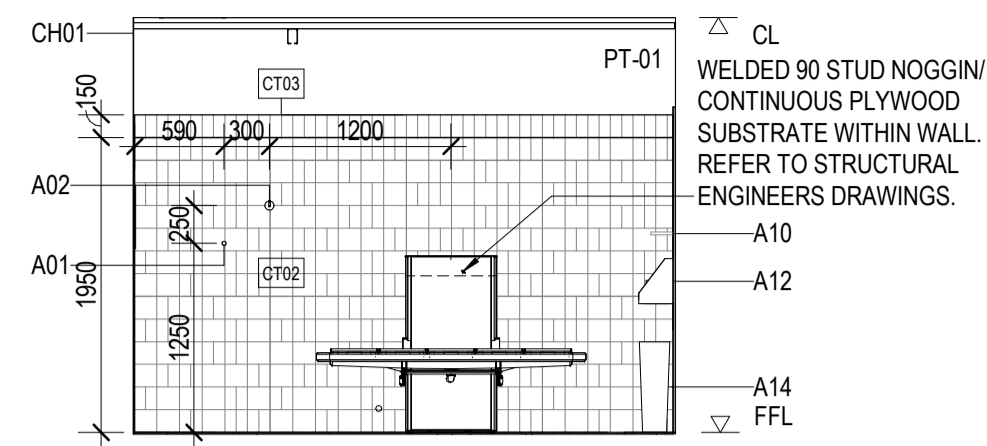




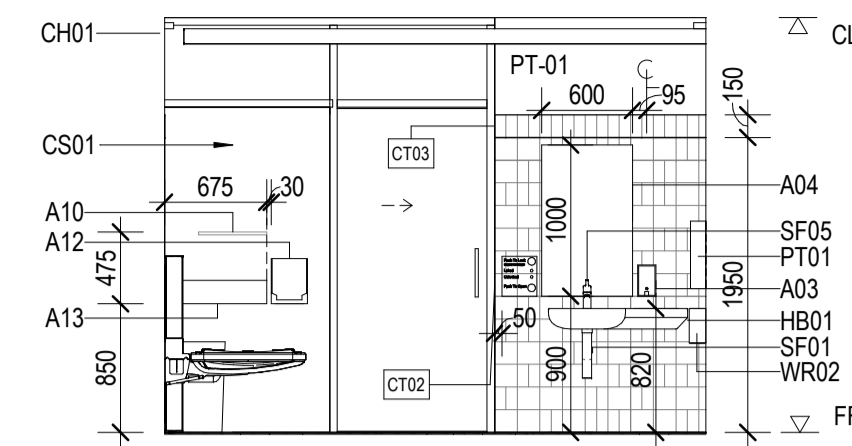
1 STORE - ELEVATION 1
A_1100 1:50



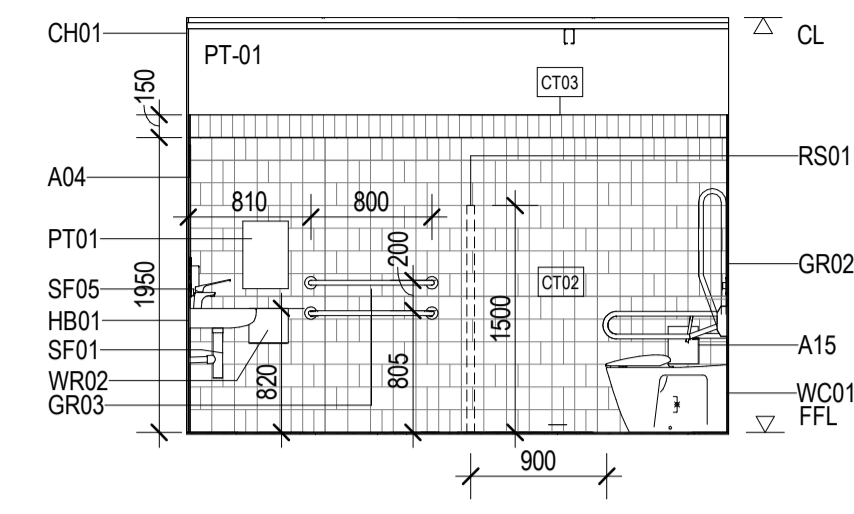
2 CHANGING PLACES - ELEVATION 1
A_1100 1:50



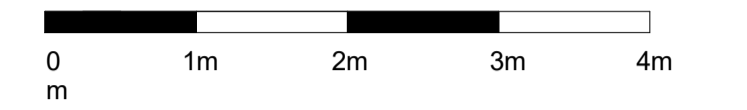
3 CHANGING PLACES - ELEVATION 2
A_1100 1:50



4 CHANGING PLACES - ELEVATION 3
A_1100 1:50



5 CHANGING PLACES - ELEVATION 4
A_1100 1:50



NOTES

- Do not scale drawing. Written dimensions govern
- All dimensions are in millimeters unless noted otherwise
- All dimensions shall be verified on site before proceeding with the work. Hassell shall be notified in writing of any discrepancies.
- This drawing must be read in conjunction with all relevant contracts, specifications and drawings
This drawing is an uncontrolled copy. Unless noted otherwise
© Copyright of this drawing is vested in Hassell Ltd.

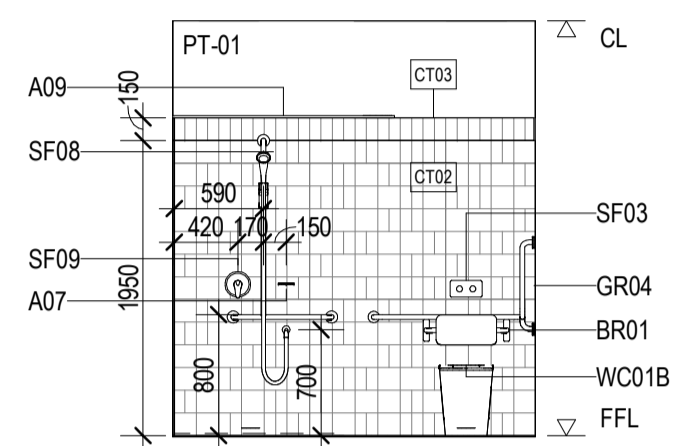
REV	DESCRIPTION	DATE
A	Issue for Tender	31/03/22
B	Issue for Tender	16/06/23

INTERNAL FINISHES LEGEND

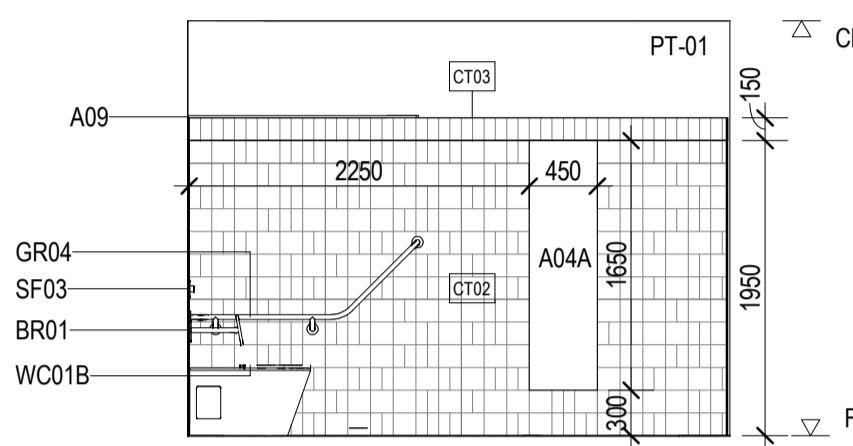
- PT01 PAINT FINISH, DULUX 'WHISPER WHITE' LOW SHEEN
- CS01 PRE-FINISHED CFC CLADDING ON SPLIT BATTEN SYSTEM
- CT02 WALL AND SKIRTING TILE, RANDOM MIX WITH LIGHT GREY GROUT
- CT03 SPLASHBACK TILE, VERTICAL STACK BOND

HYDRAULIC FIXTURES LEGEND

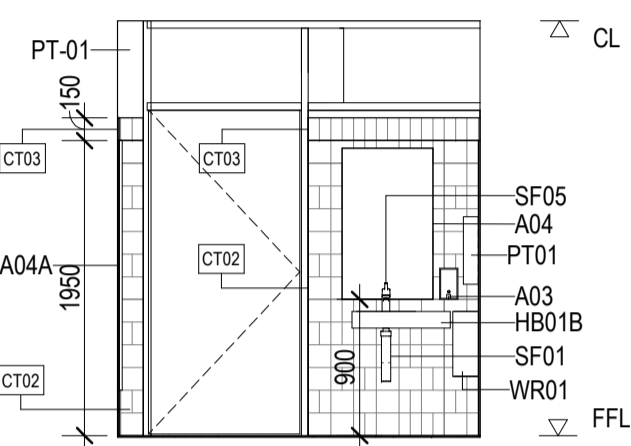
- HB01 ACCESSIBLE BASIN (INTEGRATED SHELF)
- HB01B ACCESSIBLE BASIN (INTEGRATED SHELF)
- HB02 AMBULANT BASIN
- HB03 CLEANERS SINK
- HT HOSE TAP
- HTB HOSE TAP BOX
- HWU HOT WATER UNIT
- RPZD BACKFLOW PREVENTION VALVE BOX
- SF01 BOTTLE TRAP
- SF03 FLUSH PLATE - ACCESSIBLE
- SF04 FLUSH PLATE - AMBULANT
- SF05 ACCESSIBLE MIXER TAP
- SF06 AMBULANT MIXER TAP
- SF07 CLEANERS SINK TAP
- SF08 SHOWER SET AND GRAB RAIL
- SF09 SHOWER MIXER
- WC01 ACCESSIBLE WC AND BACKREST
- WC01B ACCESSIBLE WC
- WC02 AMBULANT WC



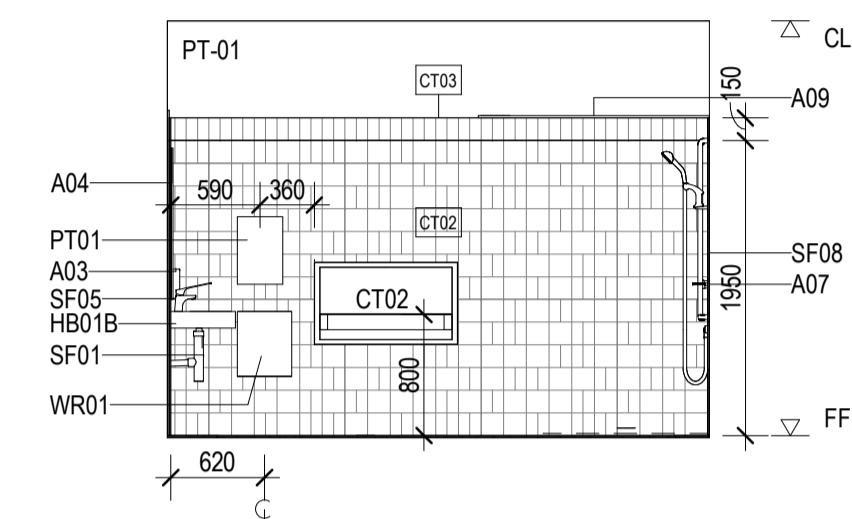
6 UNISEX ACCESSIBLE - ELEVATION 1
A_1100 1:50



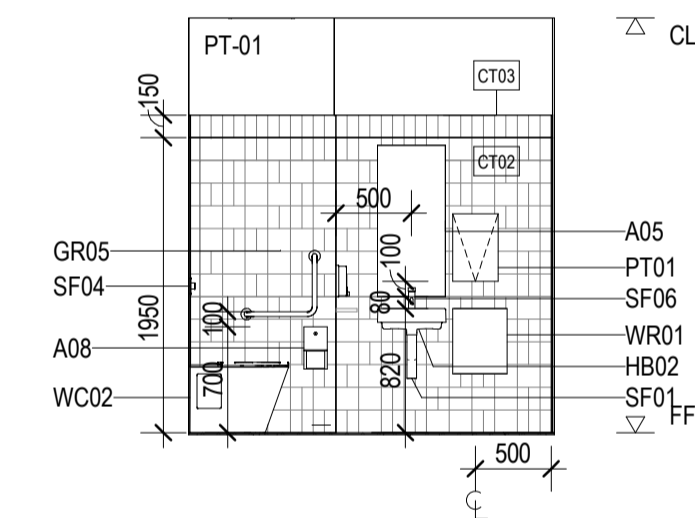
7 UNISEX ACCESSIBLE - ELEVATION 2
A_1100 1:50



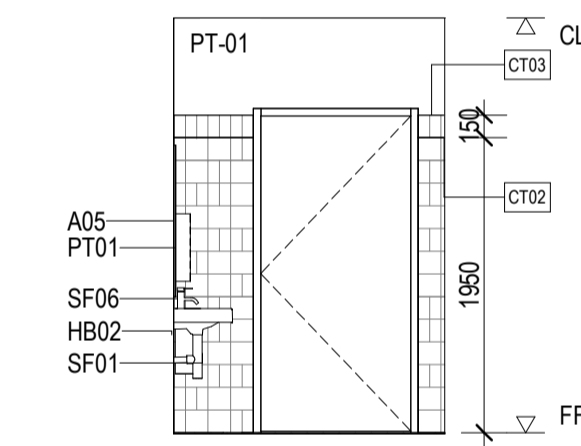
8 UNISEX ACCESSIBLE - ELEVATION 3
A_1100 1:50



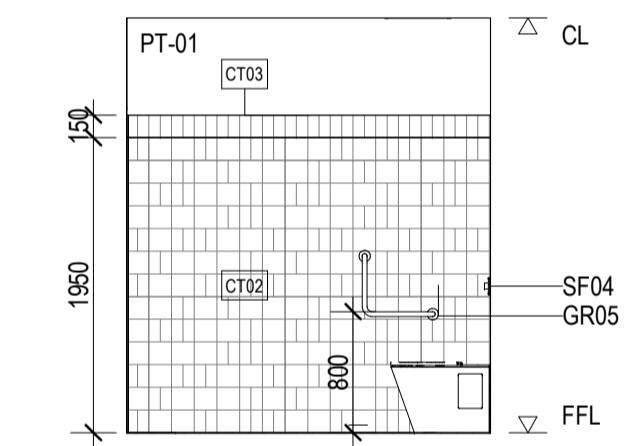
9 UNISEX ACCESSIBLE - ELEVATION 4
A_1100 1:50



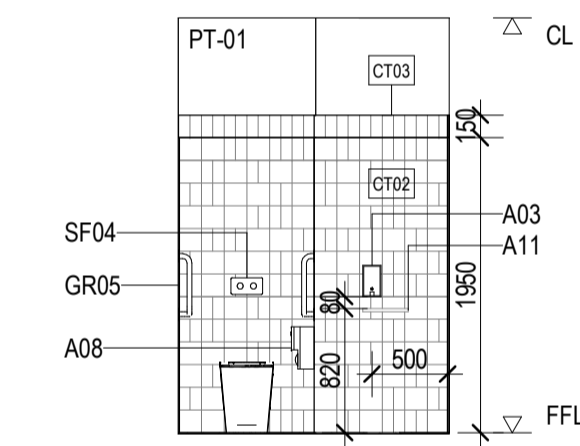
10 M AMBULANT - ELEVATION 1
A_1100 1:50



11 M AMBULANT - ELEVATION 2
A_1100 1:50

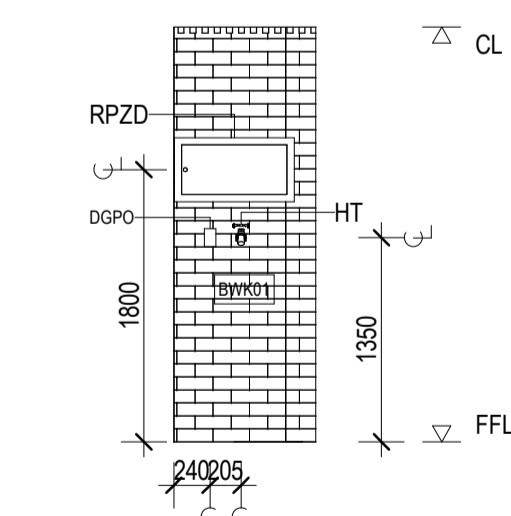


12 M AMBULANT - ELEVATION 3
A_1100 1:50

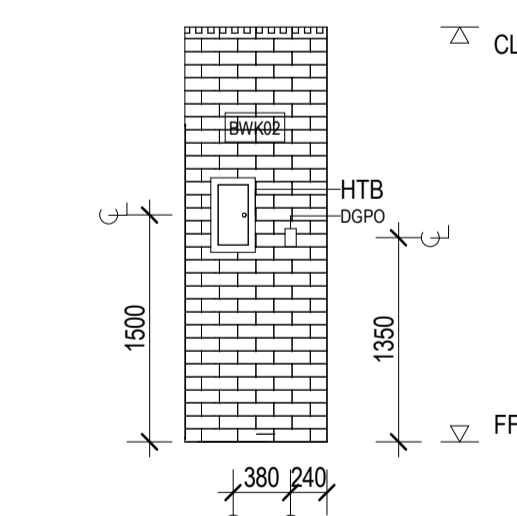


13 M AMBULANT - ELEVATION 4
A_1100 1:50

GENERAL NOTE: FEMALE AMBULANT LAYOUT IS IDENTICAL TO MALE AMBULANT LAYOUT / MIRROR ABOUT DIVIDING PA02 WALL.



14 MECH/BINS - ELEVATION 1
A_1100 1:50



15 MECH/BINS - ELEVATION 2
A_1100 1:50

WASHROOM ACCESSORIES LEGEND

- A01 COAT HOOK
- A02 SLING HOOK
- A03 SOAP DISPENSER
- A04 MIRROR (600 x 1000)
- A04A MIRROR (450 x 1650)
- A05 MIRROR (450 x 1000)
- A06 SHOWER SEAT
- A07 SOAP DISH
- A08 TOILET ROLL DISPENSER
- A09 CURTAIN TRACK RAIL
- A10 SHELF (150 x 450)
- A11 SHELF (150 x 300)
- A12 WIPE DISPENSER
- A13 CHANGE TABLE COVER DISPENSER
- A14 INCONTINENCE PAD DISPOSAL BIN
- A15 SANITARY PRODUCT DISPOSAL BIN
- A16 CHANGE TABLE AND HOIST INSTRUCTIONS
- BR01 BACK REST
- CH01 CEILING HOIST
- CT01 ADJUSTABLE HEIGHT CHANGE TABLE
- CT02 BABY CHANGE TABLE (RECESSED)
- GR01 DROP-DOWN RAIL
- GR02 DROP-DOWN RAIL W/ TOILET ROLL HOLDER
- GR03 CHANGING RAILS
- GR04 AAT GRABRAILS
- GR05 AMBULANT GRABRAILS
- PT01 PAPER TOWEL DISPENSER
- RS01 RETRACTABLE SCREEN
- WR01 WASTE RECEPTACLE (24L)
- WR02 WASTE RECEPTACLE (5L)

CONSULTANT
Hassell
Hassell LTD ABN 24 007 711 435
Level 1
Commonwealth Bank Building
242 Murray Street
Perth WA 6000 Australia
T +61 8 6477 6000
perth@hassellstudio.com

CLIENT
TOWN OF VICTORIA PARK
PROJECT
EDWARD MILLEN PARK
HILLVIEW TERRACE VICTORIA PARK

STATUS

DRAWING TITLE
INTERNAL ELEVATIONS

REVIEWED
Checker


SCALE @ A1
1 : 50

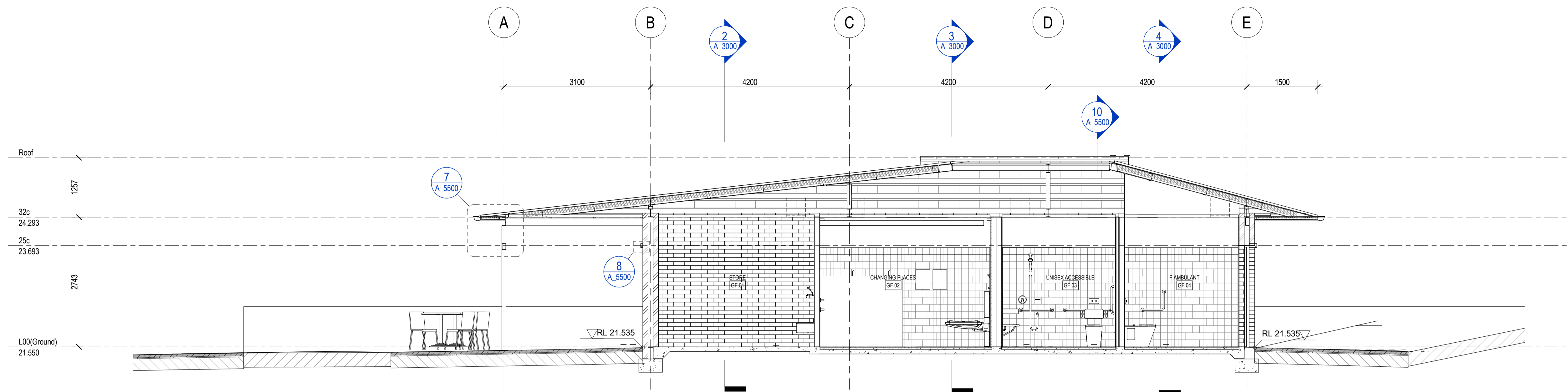
APPROVED
Approver

PROJECT NO.
014193

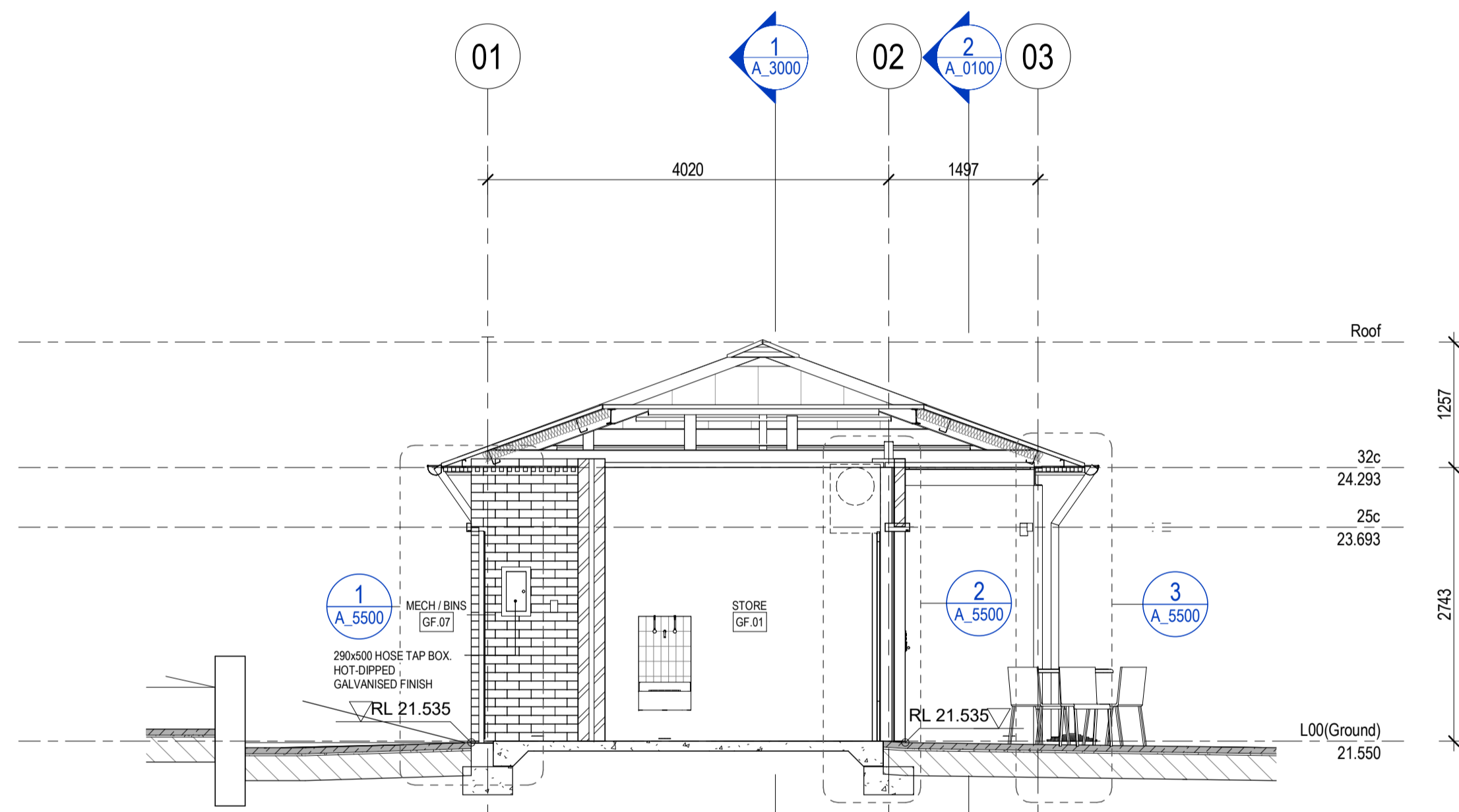
DRAWING NO.
A_2100

REV NO.
B

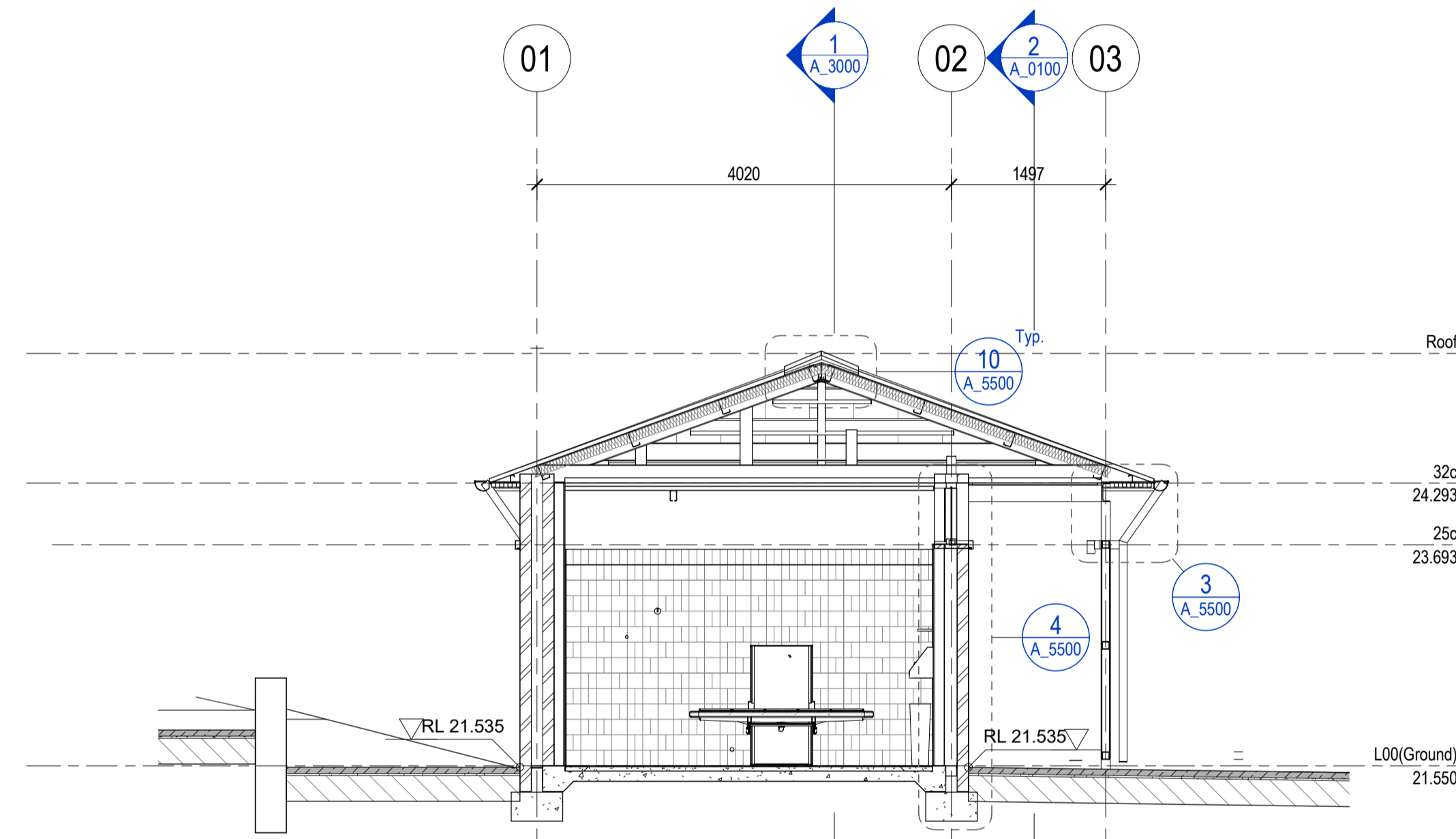




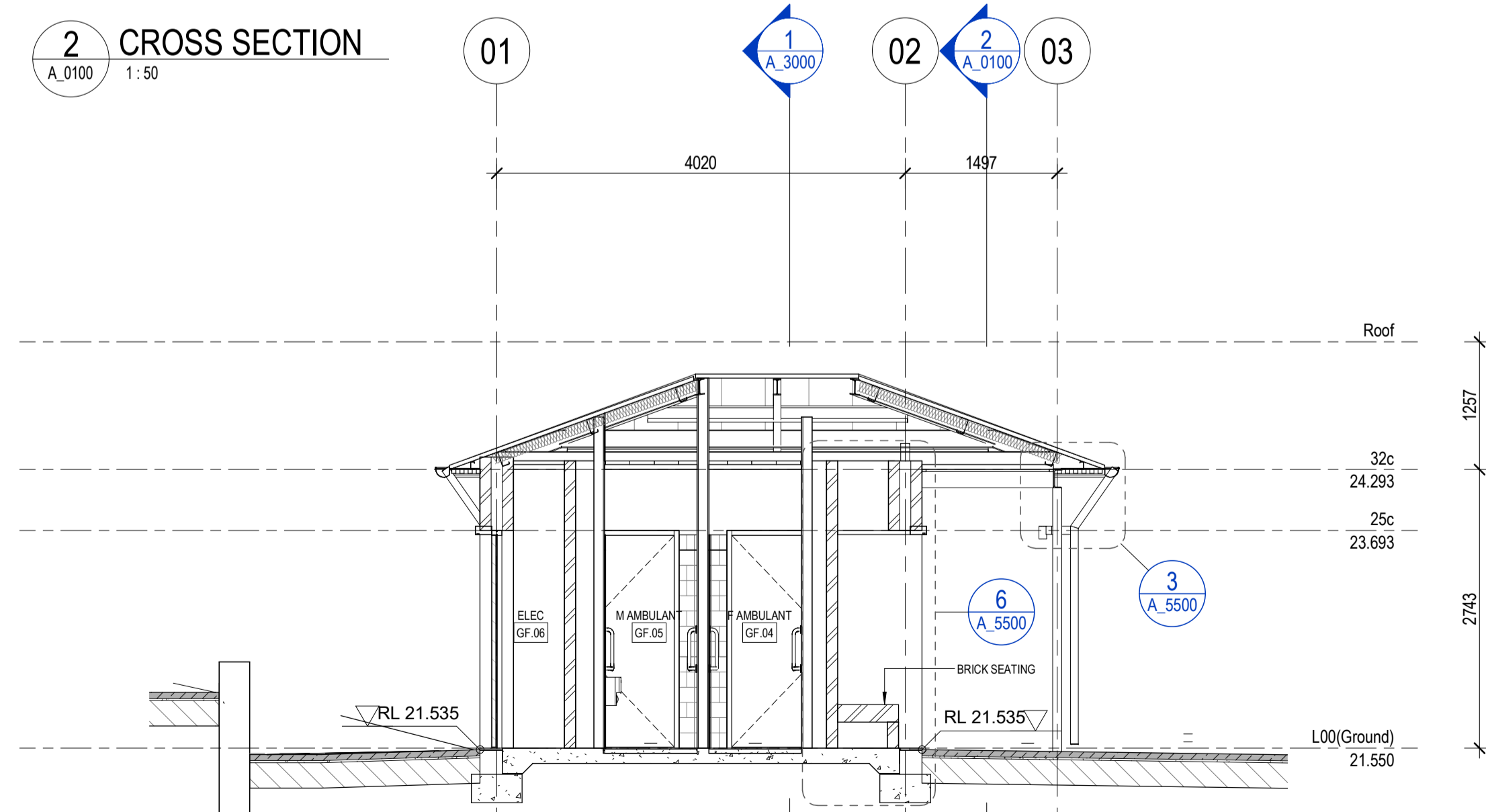
1 LONGITUDINAL SECTION
A_0100 1:50



2 CROSS SECTION
A_0100 1:50



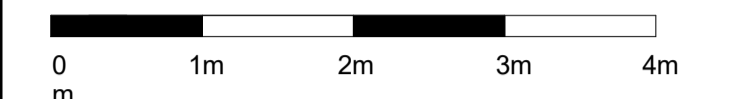
3 CROSS SECTION 3
A_0100 1:50



4 CROSS SECTION 2
A_0100 1:50

REFERENCE MAP

NORTH



NOTES

1. Do not scale drawing. Written dimensions govern
 2. All dimensions are in millimeters unless noted otherwise
 3. All dimensions shall be verified on site before proceeding with the work. Hassell shall be notified in writing of any discrepancies.
 4. This drawing must be read in conjunction with all relevant contracts, specifications and drawings
- This drawing is an uncontrolled copy. Unless noted otherwise
© Copyright of this drawing is vested in Hassell Ltd.

REV	DESCRIPTION	DATE
A	Issue for Tender	31/03/22
B	Issue for Tender	16/06/23

EXTERNAL FINISHES LEGEND

- BWK01 FACE BRICKWORK, STRETCHER BOND WITH HEAVY MORTAR
- BWK02 RENDERED BRICKWORK, COLOUR TO MATCH BWK01 MORTAR
- BWK03 RENDERED BRICKWORK, COLOUR TO MATCH BWK01 MORTAR
- RF01 PROFILED METAL ROOF SHEETING, COLOUR SURFMIST MATT
- RF02 INTERLOCKING METAL WALL CLADDING, COLOUR HERITAGE GALLY
- SC01 PERFORATED PROFILED METAL SHEETING
- SC02 TIMBER BATTEN 20 x 30MM SCREEN

CONSULTANT

Hassell

Hassell LTD ABN 24 007 711 435
Level 1
Commonwealth Bank Building
242 Murray Street
Perth WA 6000 Australia
T +61 8 6477 6000
perth@hassellstudio.com

CLIENT

TOWN OF VICTORIA PARK
PROJECT
EDWARD MILLEN PARK
HILLVIEW TERRACE VICTORIA PARK

STATUS

111

DRAWING TITLE

SECTIONS

REVIEWED

Checker

SCALE @ A1

1 : 50

APPROVED

Approver

PROJECT NO.


014193

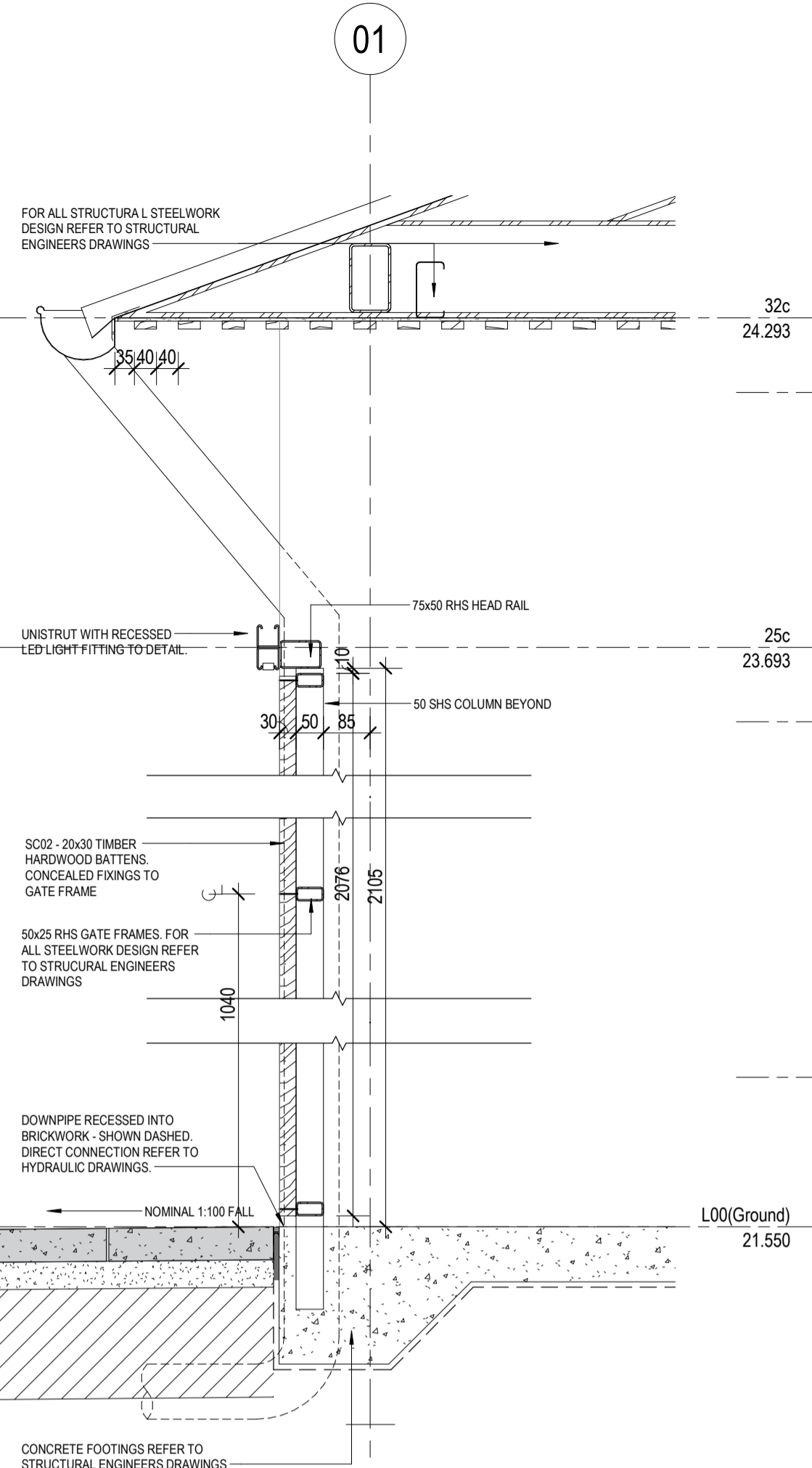
DRAWING NO.

A_3000

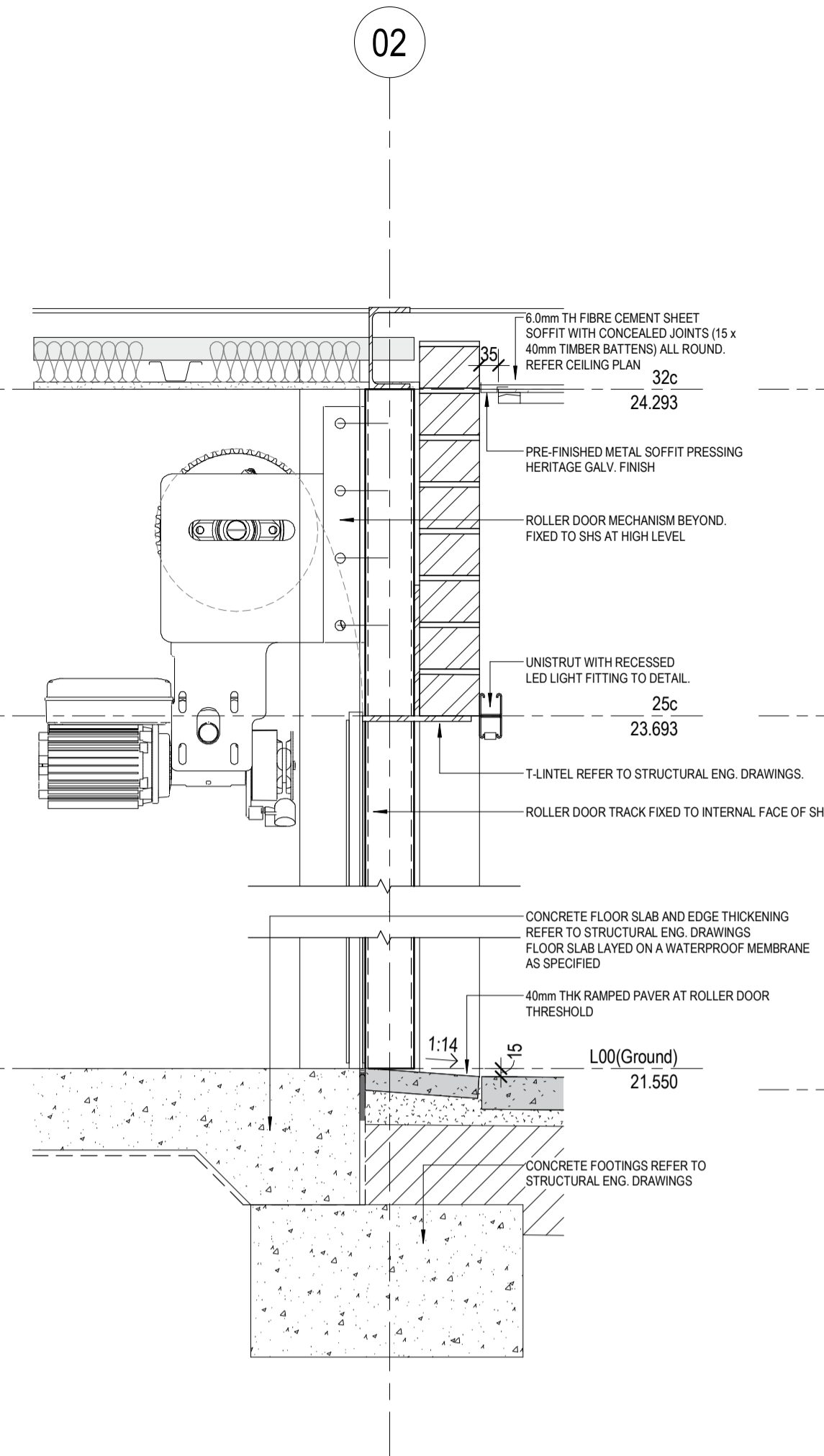
REV NO.

B

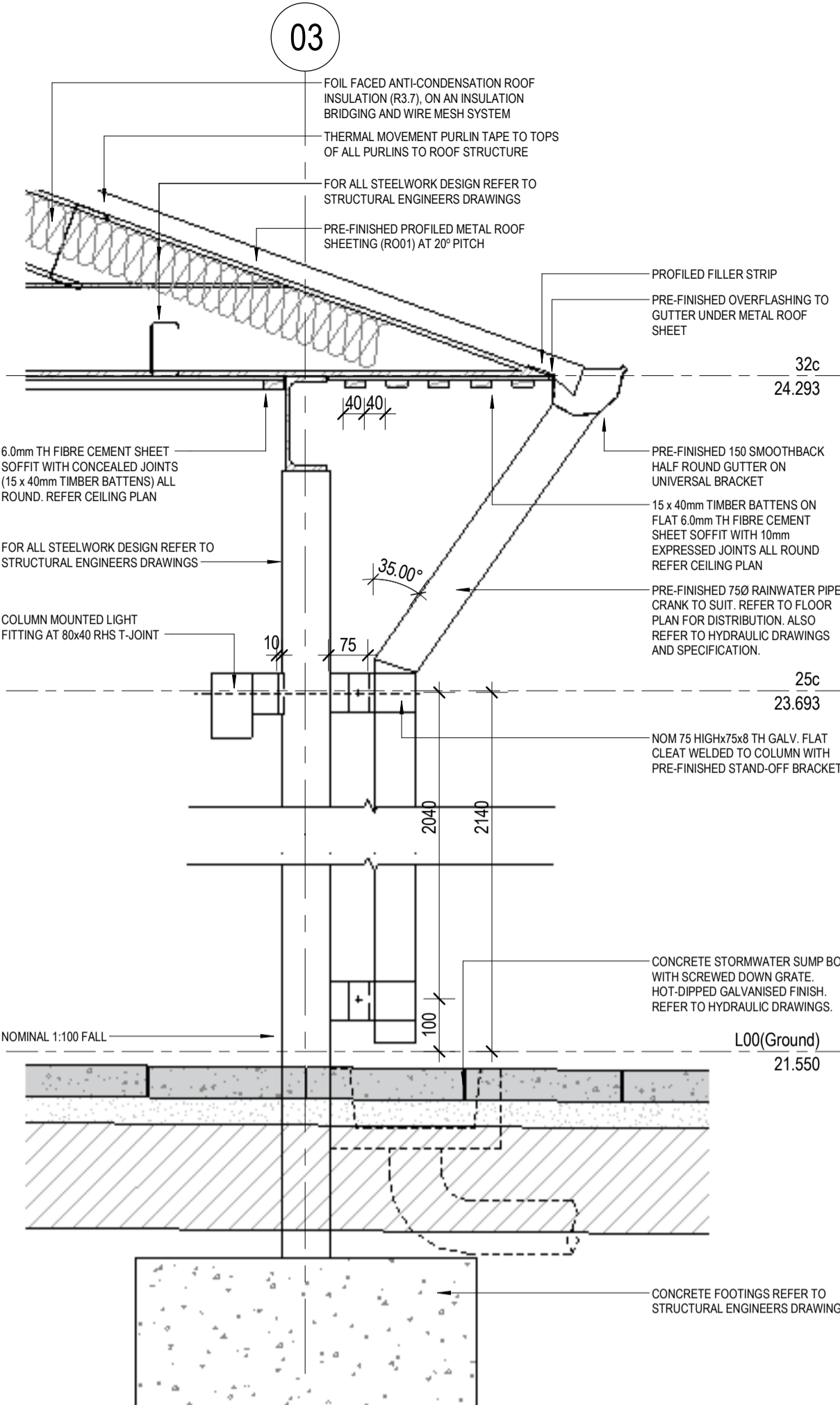




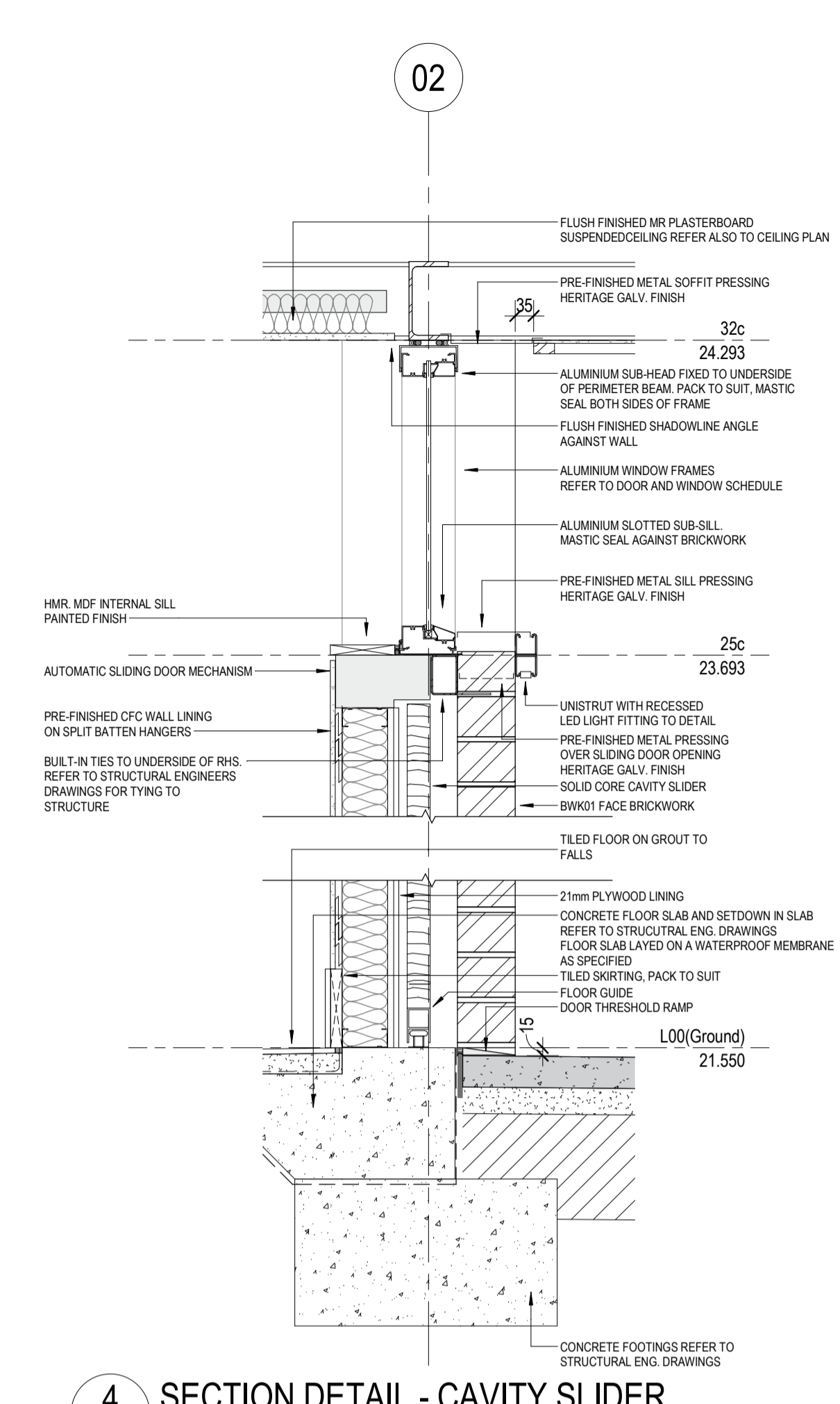
1 SECTION DETAIL - MECH COMPOUND
A_3000 1:10



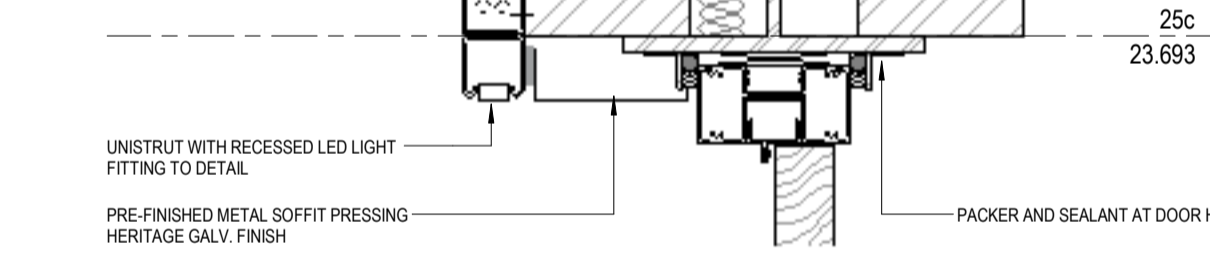
2 SECTION DETAIL - ROLLER DOOR
A_3000 1:10



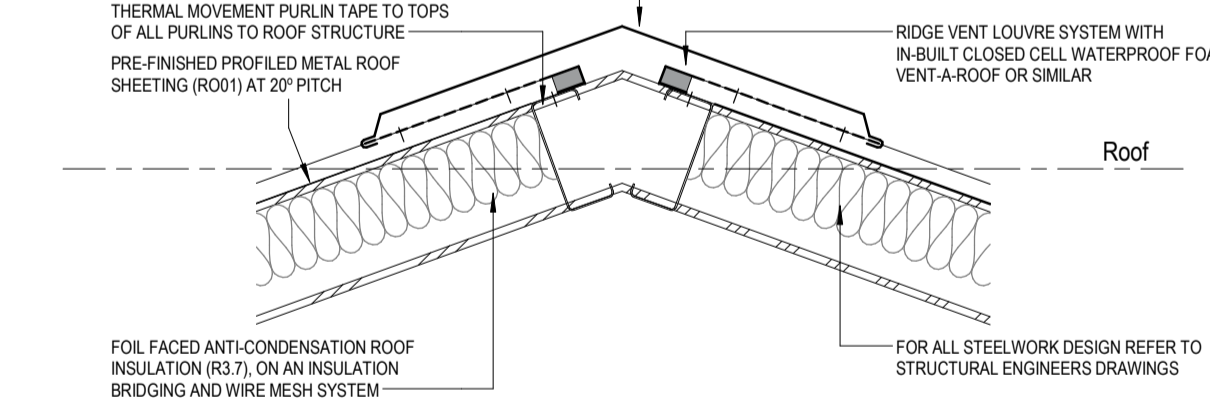
3 SECTION DETAIL - DOWNPIPE
A_3000 1:10



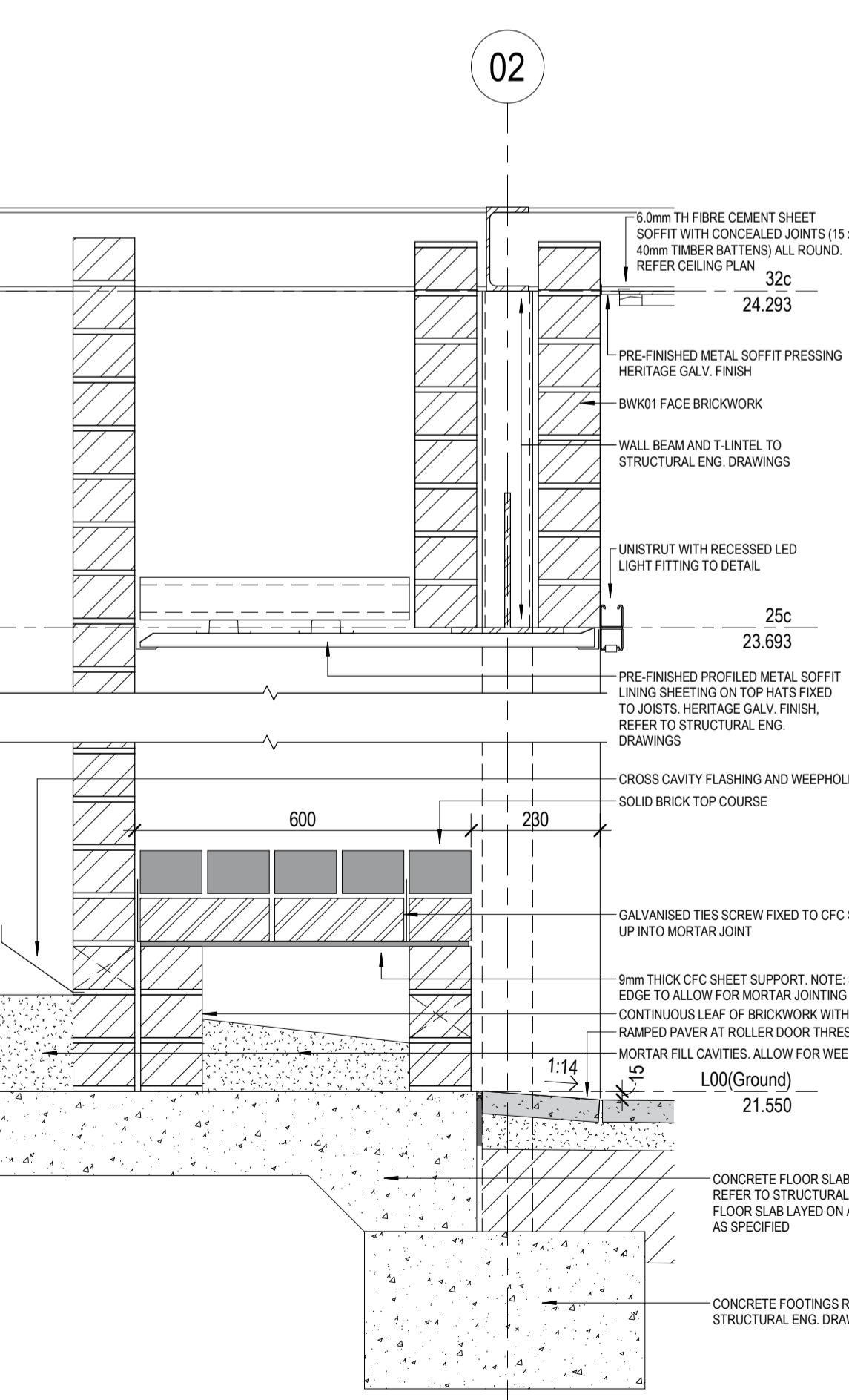
4 SECTION DETAIL - CAVITY SLIDER
A_3000 1:10



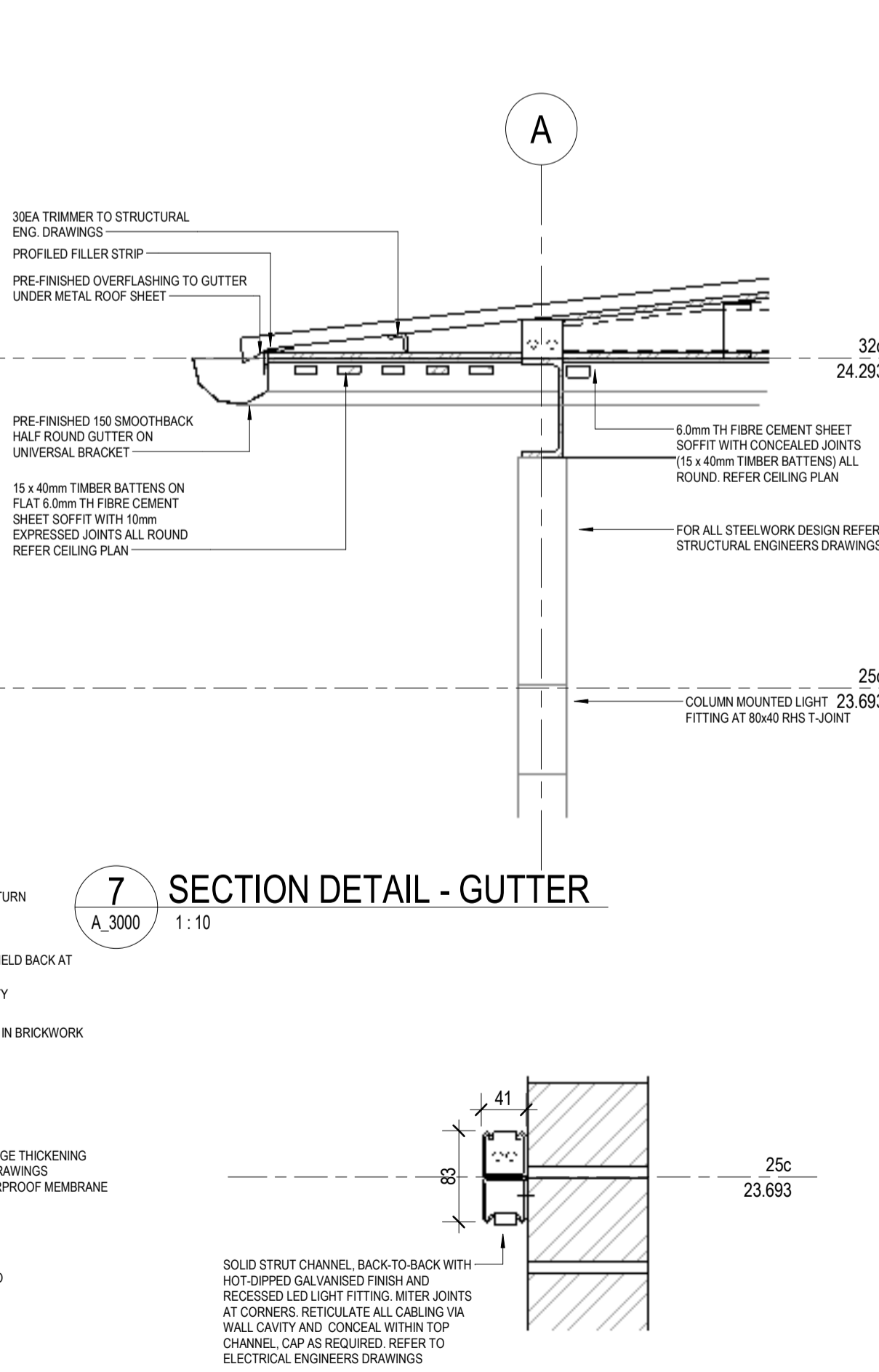
9 SECTION DETAIL - TYPICAL DOOR HEAD
1:5



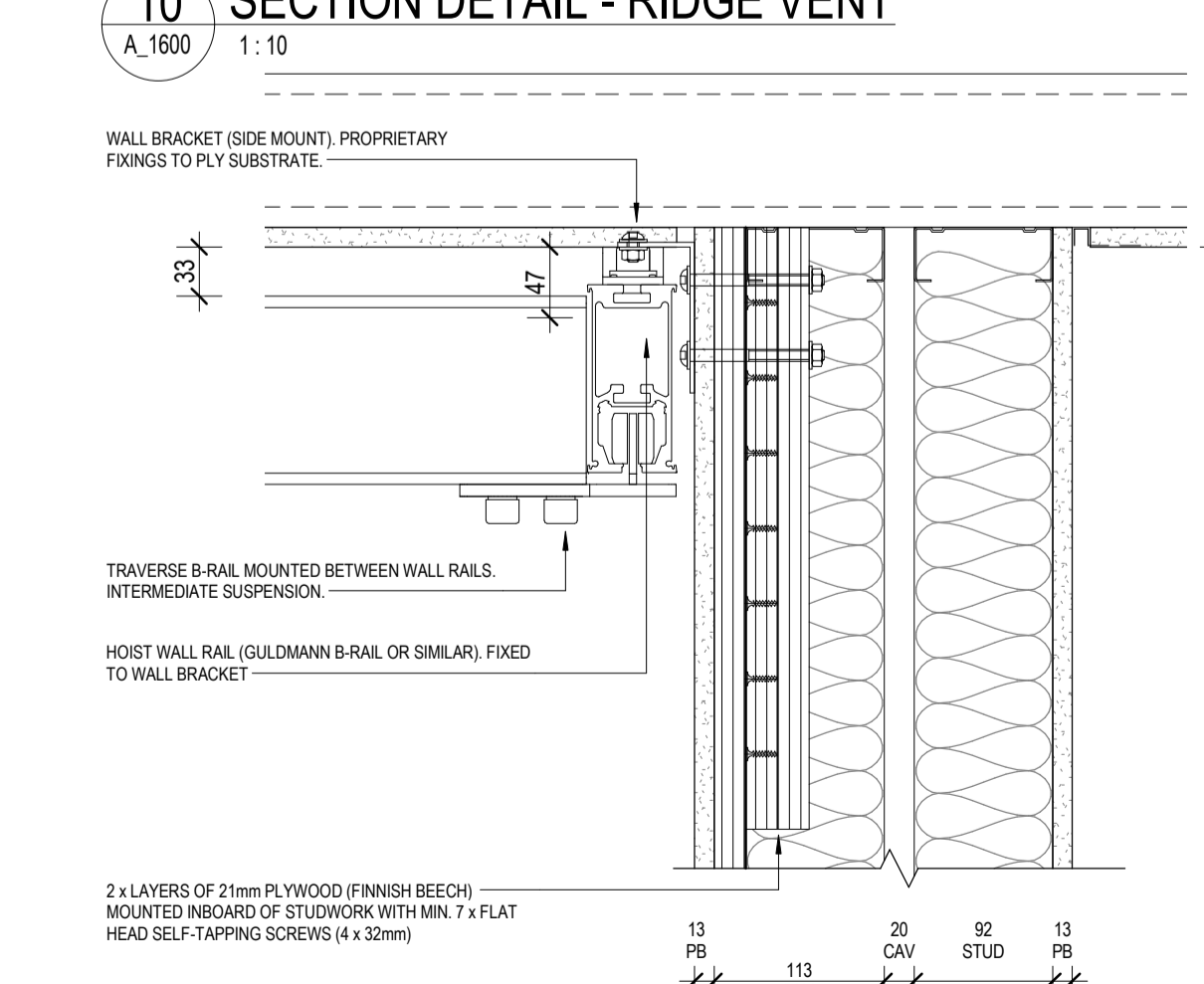
10 SECTION DETAIL - RIDGE VENT
A_1600 1:10



6 SECTION DETAIL - BRICK SEAT
A_3000 1:10



7 SECTION DETAIL - GUTTER
A_3000 1:10



11 SECTION DETAIL - TYPICAL HOIST WALL RAIL
A_2100 1:5

NOTES

- Do not scale drawing. Written dimensions govern.
- All dimensions are in millimeters unless noted otherwise.
- All dimensions shall be verified on site before proceeding with the work. Hassell shall be notified in writing of any discrepancies.
- This drawing must be read in conjunction with all relevant contracts, specifications and drawings.

This drawing is an uncontrolled copy. Unless noted otherwise
© Copyright of this drawing is vested in Hassell Ltd.

REV	DESCRIPTION	DATE
A	Issue for Tender	31/03/22
B	Issue for Tender	16/06/23

EXTERNAL FINISHES LEGEND

BWK01 FACE BRICKWORK, STRETCHER BOND WITH HEAVY MORTAR
 BWK02 RENDERED BRICKWORK, COLOUR TO MATCH BWK01 MORTAR
 BWK03 RENDERED BRICKWORK, COLOUR TO MATCH BWK01 MORTAR
 RF01 PROFILED METAL ROOF SHEETING, COLOUR 'SURFMIST MATT'
 RF02 INTERLOCKING METAL WALL CLADDING, COLOUR 'HERITAGE GALV'
 SC01 PERFORATED PROFILED METAL SHEETING
 SC02 TIMBER BATTEN 20 x 30MM SCREEN

INTERNAL FINISHES LEGEND

PT01 PAINT FINISH, DULUX 'WHISPER WHITE' LOW SHEEN
 CS01 PRE-FINISHED CFC CLADDING ON SPLIT BATTEN SYSTEM
 CT02 WALL AND SKIRTING TILE, RANDOM MIX WITH LIGHT GREY GROUT
 CT03 SPLASHBACK TILE, VERTICAL STACK BOND

CONSULTANT

Hassell

Hassell LTD ABN 24 007 711 435
 Level 1
 Commonwealth Bank Building
 242 Murray Street
 Perth WA 6000 Australia
 T +61 8 6477 6000
 perth@hassellstudio.com

CLIENT

TOWN OF VICTORIA PARK

PROJECT

EDWARD MILLEN PARK
 HILLVIEW TERRACE VICTORIA PARK

STATUS

DRAWING TITLE

SECTIONAL DETAILS

REVIEWED

Checker

SCALE @ A1

As indicated

APPROVED

Approver

PROJECT NO.


014193

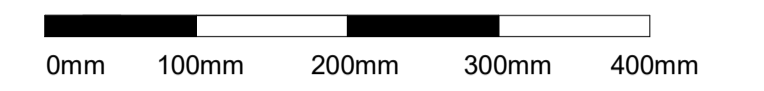
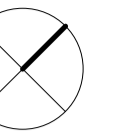
DRAWING NO.

A_5500

REV NO.

B





NOTES

1. Do not scale drawing. Written dimensions govern
 2. All dimensions are in millimeters unless noted otherwise
 3. All dimensions shall be verified on site before proceeding with the work. Hassell shall be notified in writing of any discrepancies.
 4. This drawing must be read in conjunction with all relevant contracts, specifications and drawings
- This drawing is an uncontrolled copy. Unless noted otherwise
© Copyright of this drawing is vested in Hassell Ltd.

REV	DESCRIPTION	DATE
A	Issue for Tender	31/03/22
B	Issue for Tender	16/06/23

EXTERNAL FINISHES LEGEND

- BWK01 FACE BRICKWORK, STRETCHER BOND WITH HEAVY MORTAR
- BWK02 RENDERED BRICKWORK, COLOUR TO MATCH BWK01 MORTAR
- BWK03 RENDERED BRICKWORK, COLOUR TO MATCH BWK01 MORTAR
- RF01 PROFILED METAL ROOF SHEETING, COLOUR 'SURFMIST MATT'
- RF02 INTERLOCKING METAL WALL CLADDING, COLOUR 'HERITAGE GALV'
- SC01 PERFORATED PROFILED METAL SHEETING
- SC02 TIMBER BATTEN 20 x 30MM SCREEN

INTERNAL FINISHES LEGEND

- PT01 PAINT FINISH, DULUX 'WHISPER WHITE' LOW SHEEN
- CS01 PRE-FINISHED CFC CLADDING ON SPLIT BATTEN SYSTEM
- CT02 WALL AND SKIRTING TILE
- CT03 SPLASHBACK TILE, VERTICAL STACK BOND

CONSULTANT

Hassell

Hassell LTD ABN 24 007 711 435
Level 1
Commonwealth Bank Building
242 Murray Street
Perth WA 6000 Australia
T +61 8 6477 6000
perth@hassellstudio.com

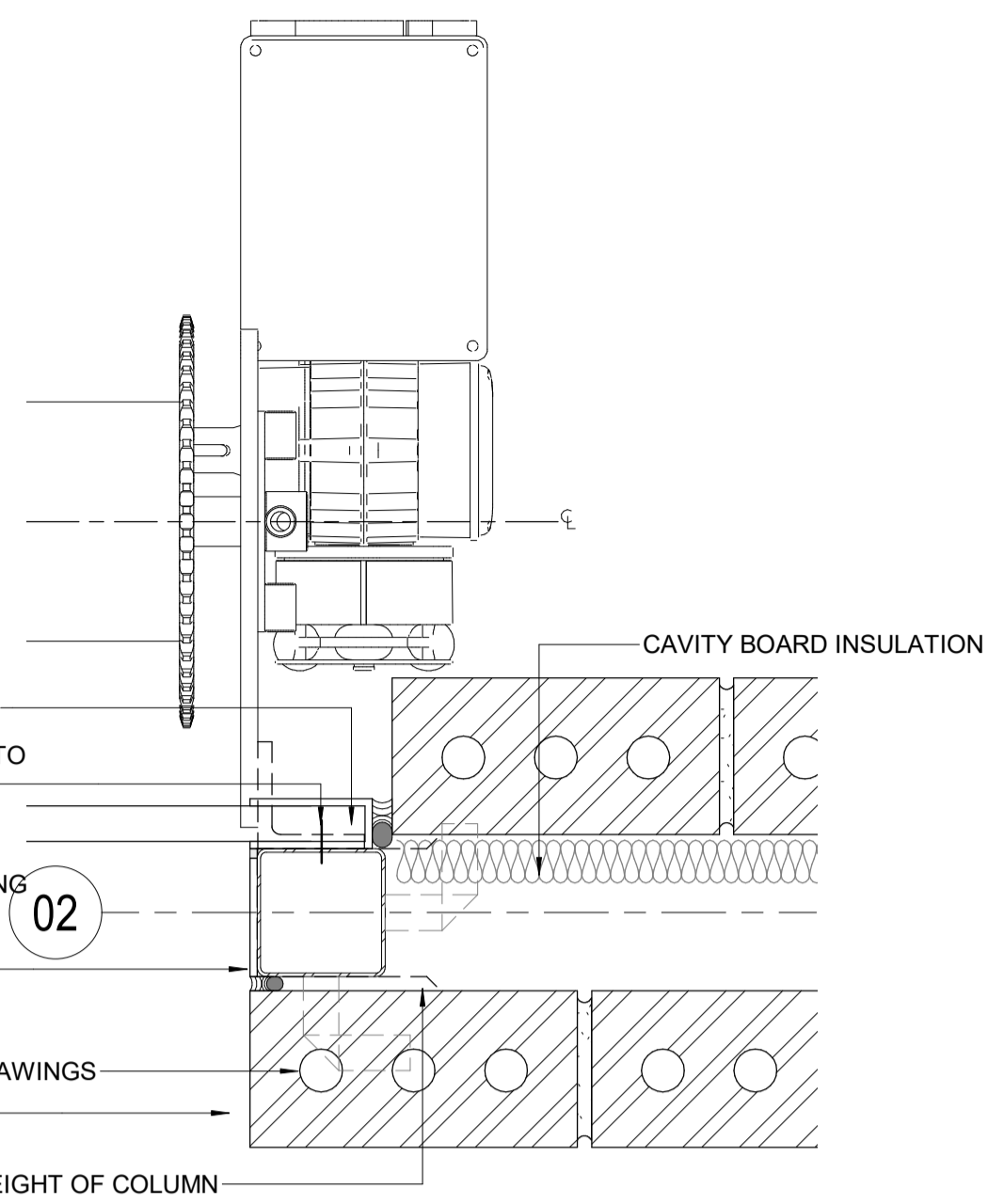
CLIENT

TOWN OF VICTORIA PARK
PROJECT
EDWARD MILLEN PARK
HILLVIEW TERRACE VICTORIA PARK

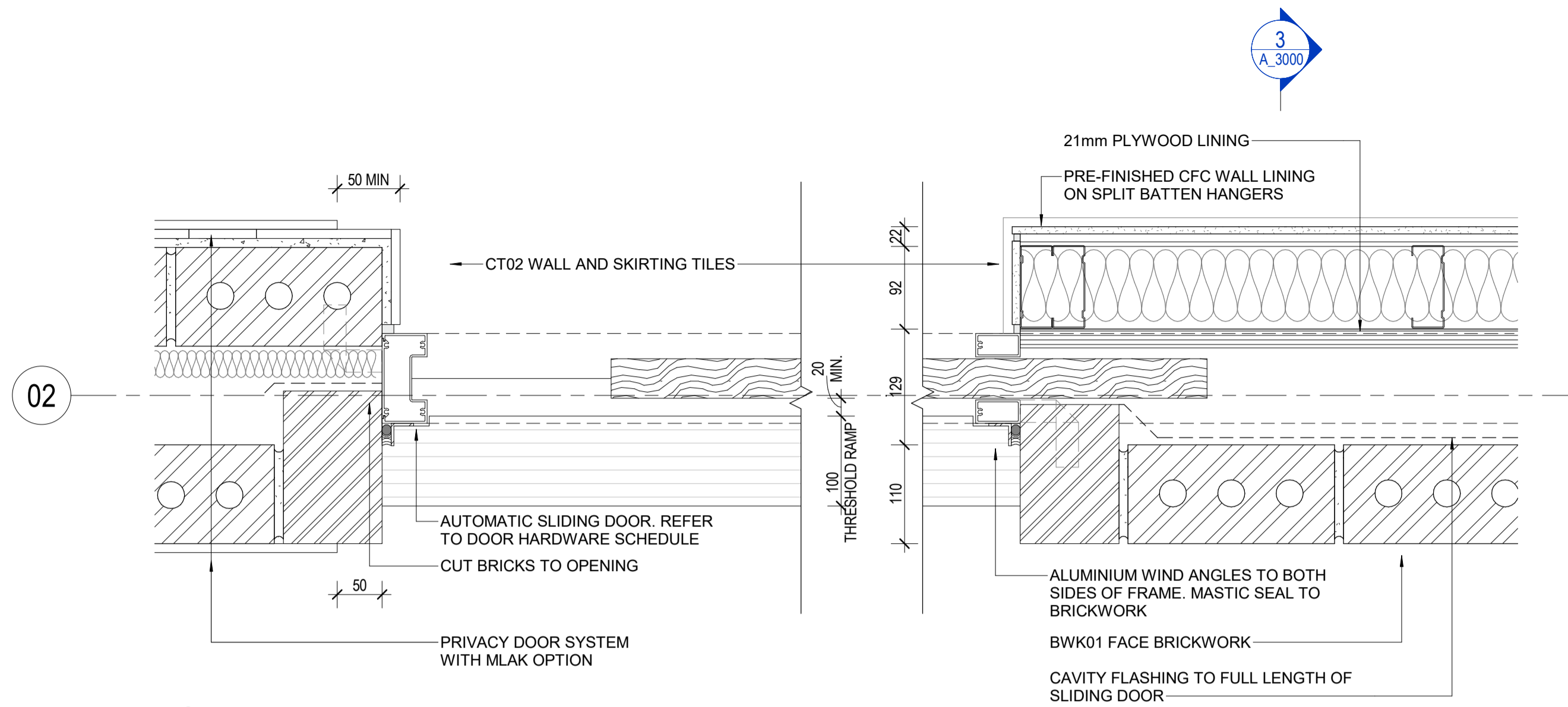
STATUS

DRAWING TITLE
PLAN DETAILS

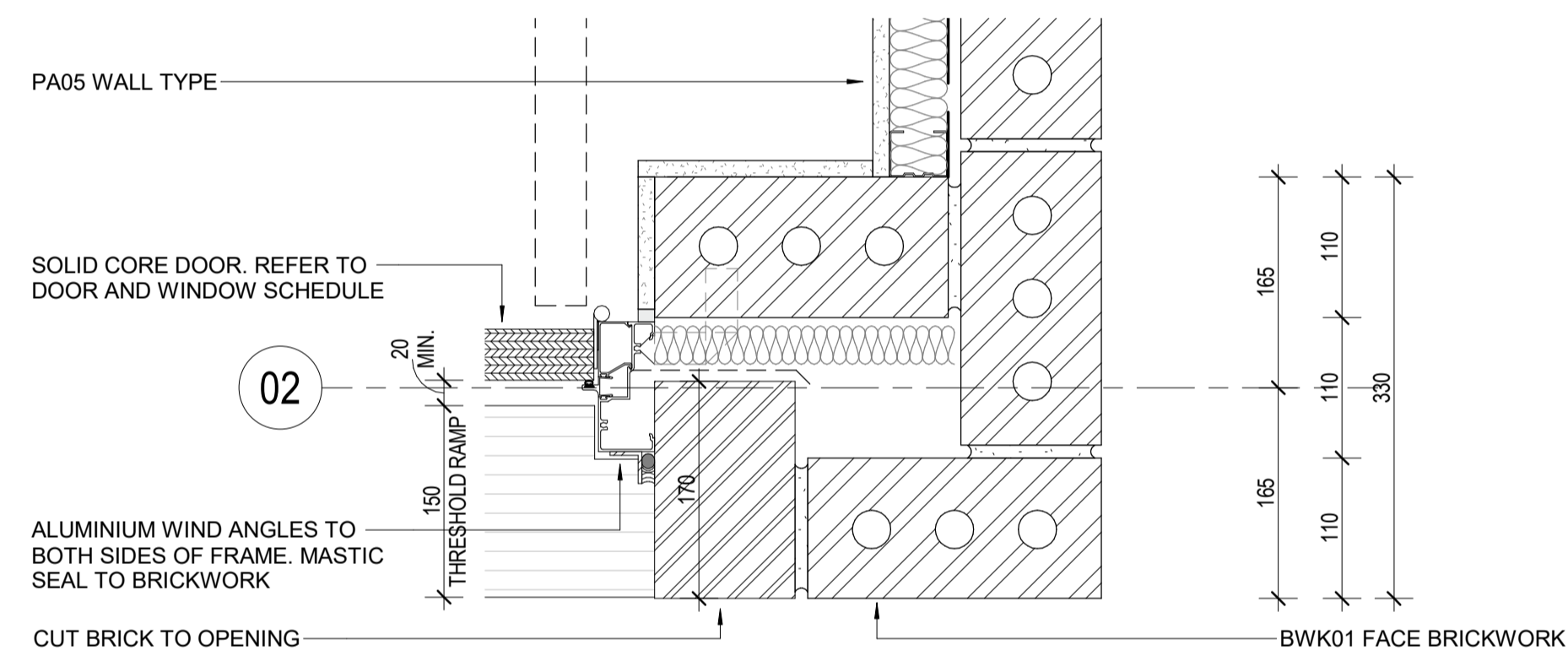
REVIEWED Checker	SCALE @ A1 As indicated
APPROVED Approver	PROJECT NO. 014193
DRAWING NO. A_5600	REV NO. B



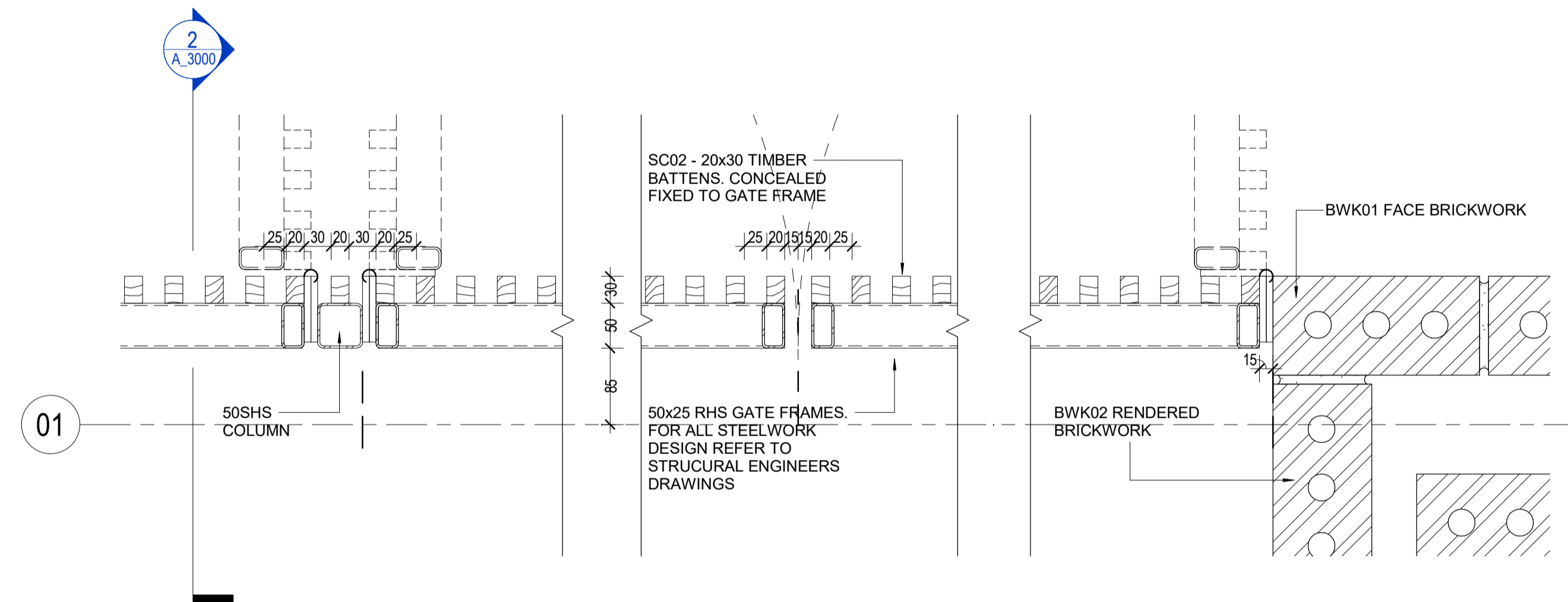
1 PLAN DETAIL - ROLLER DOOR
A_1100 1:5



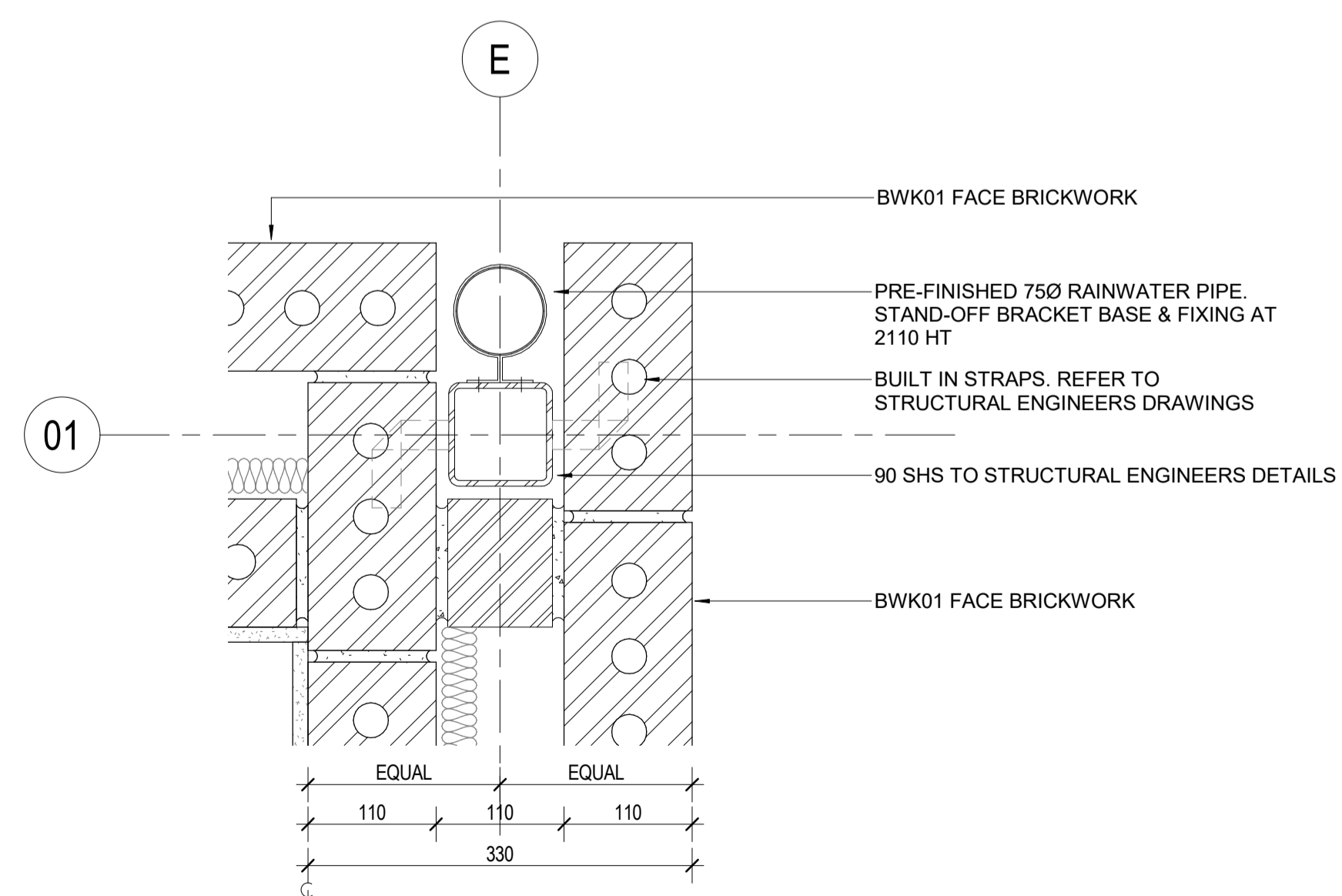
2 PLAN DETAIL - CAVITY SLIDER
A_1100 1:5




3 PLAN DETAIL - TYPICAL JAMB
A_1100 1:5

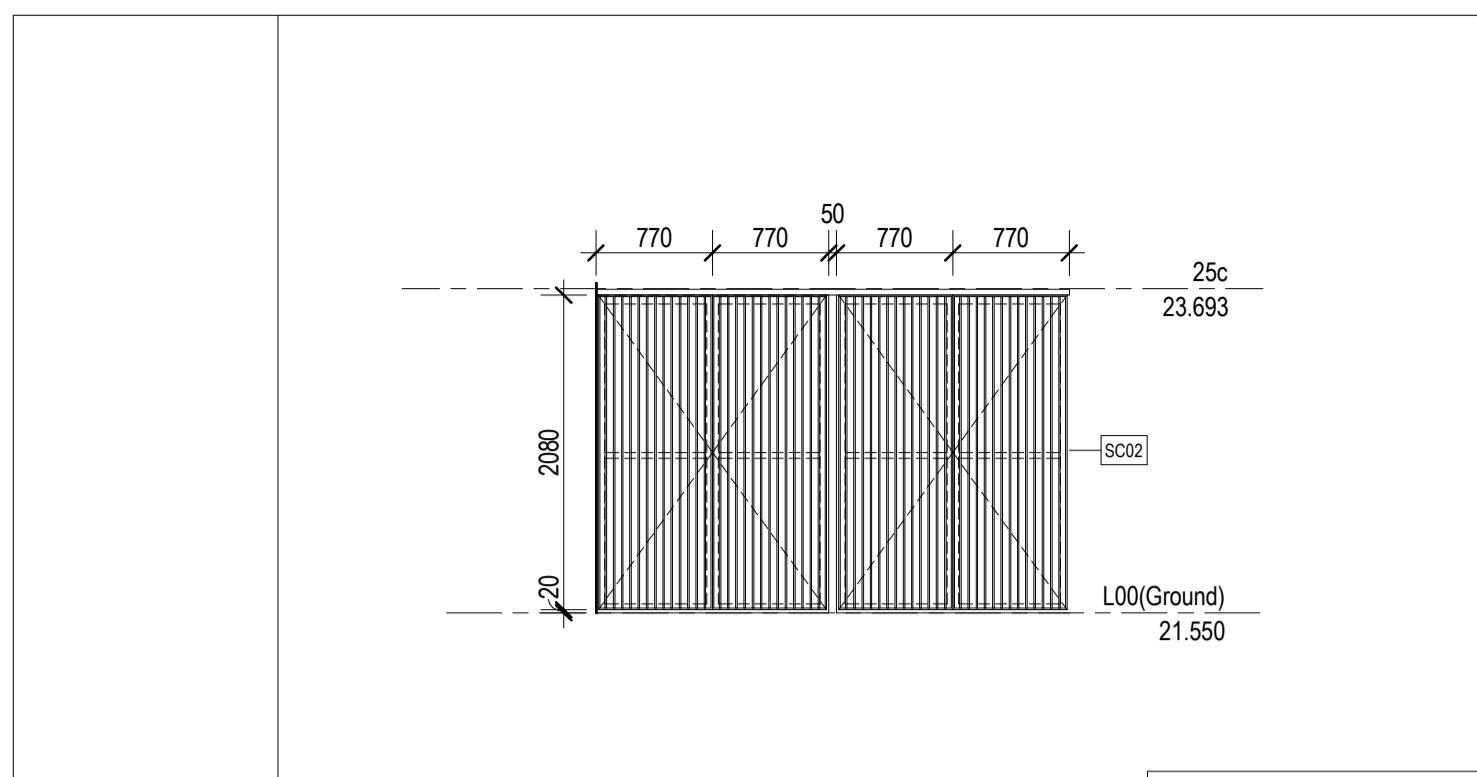


5 PLAN DETAIL - MECH GATE
A_1100 1:5

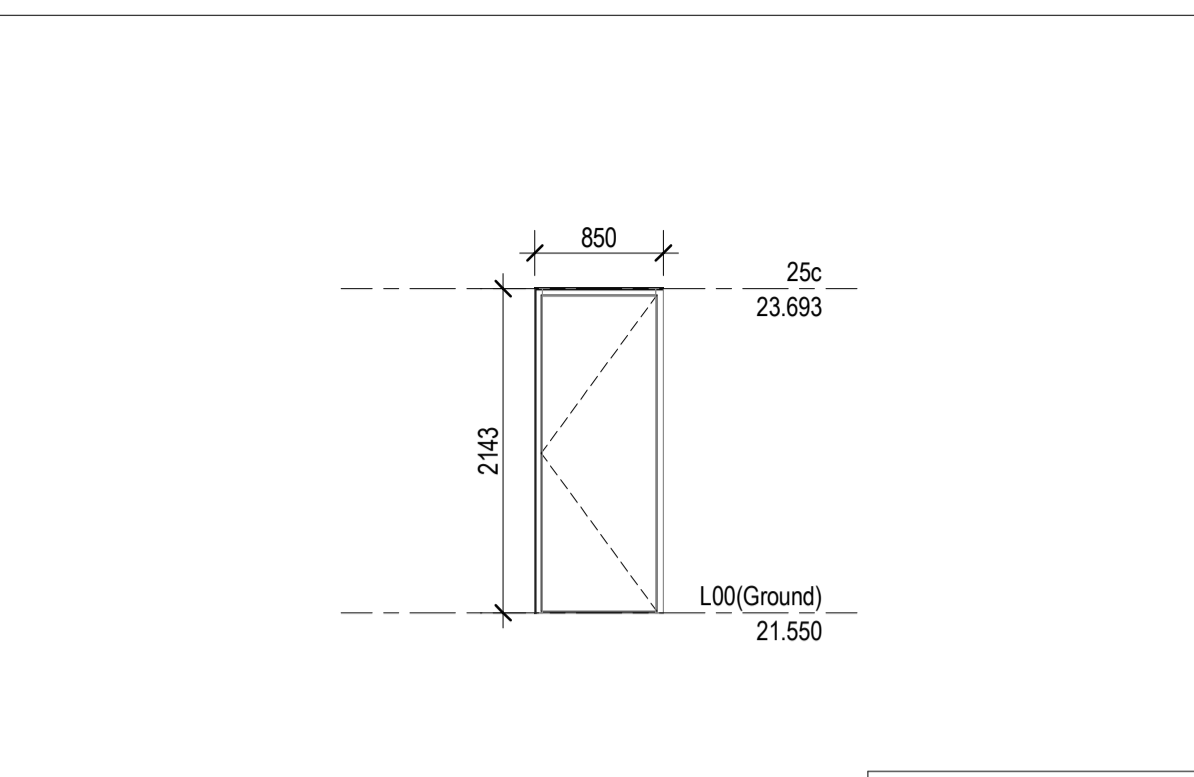


4 PLAN DETAIL - RECESSED DOWNPIPE
A_1100 1:5

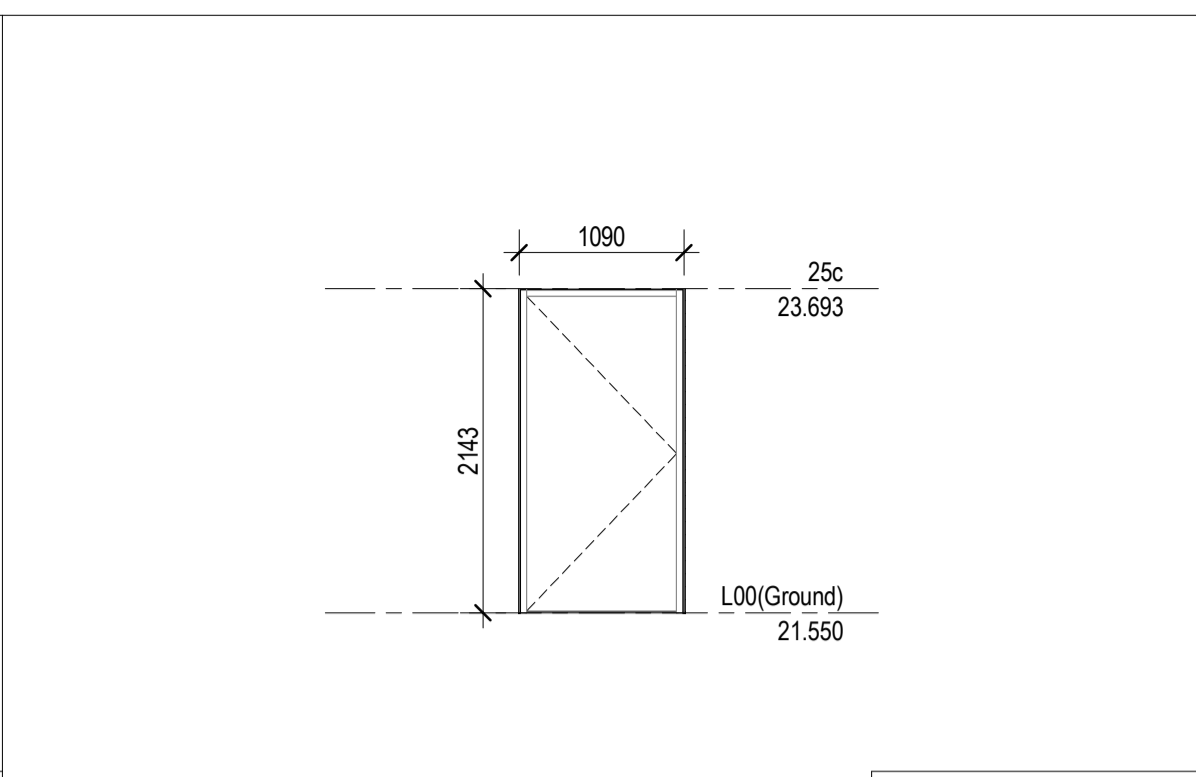




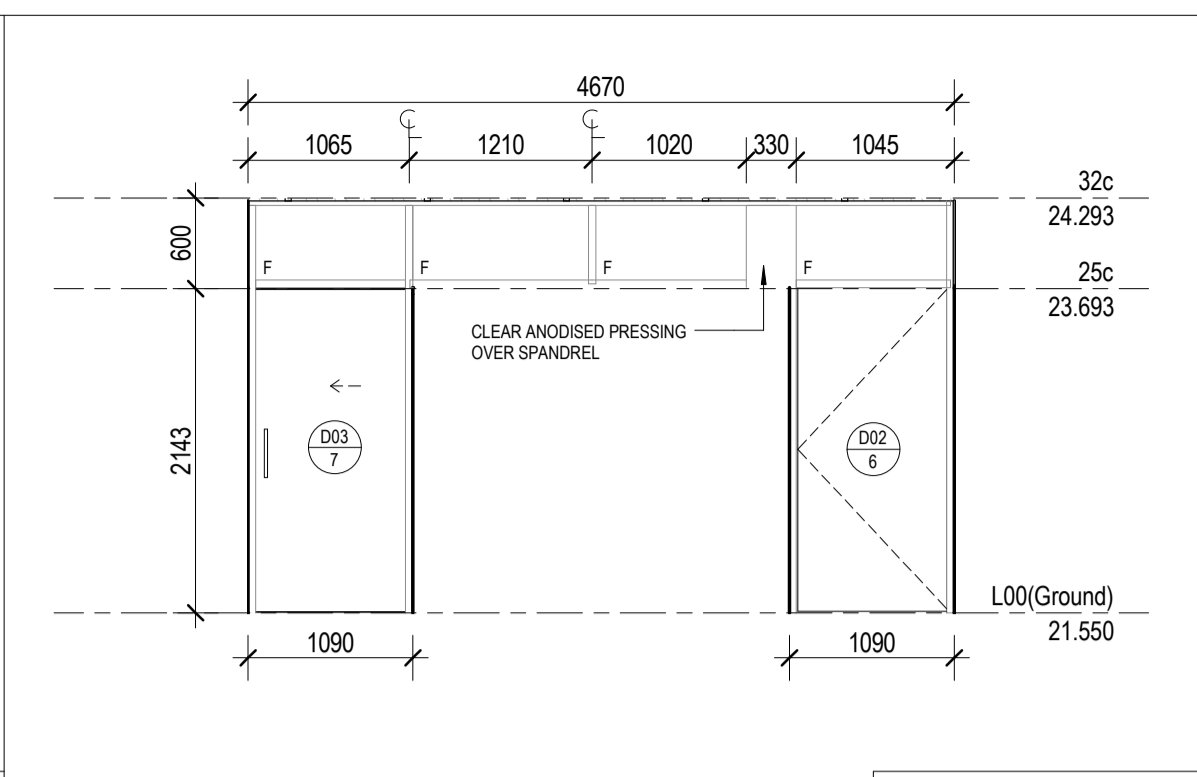
		OPENING NUMBER
DOOR NUMBER	SC02	1
FRAME TYPE	76x38 RHS	2
DOOR/WINDOW TYPE	STEEL GATES, GALVANISED FINISH. SC02 - 20x30 TIMBER BATTENS FIXED TO FRAME	
REMARKS	STAND-OFF CLEAT AND HEAVY DUTY GALVANISED CHAIN FULLY WELDED AT ONE END FOR PADLOCKING - LENGTH TO SUIT. BOTTOM STRAPBOLTS TO REAR OF BOTH LEAFS.	



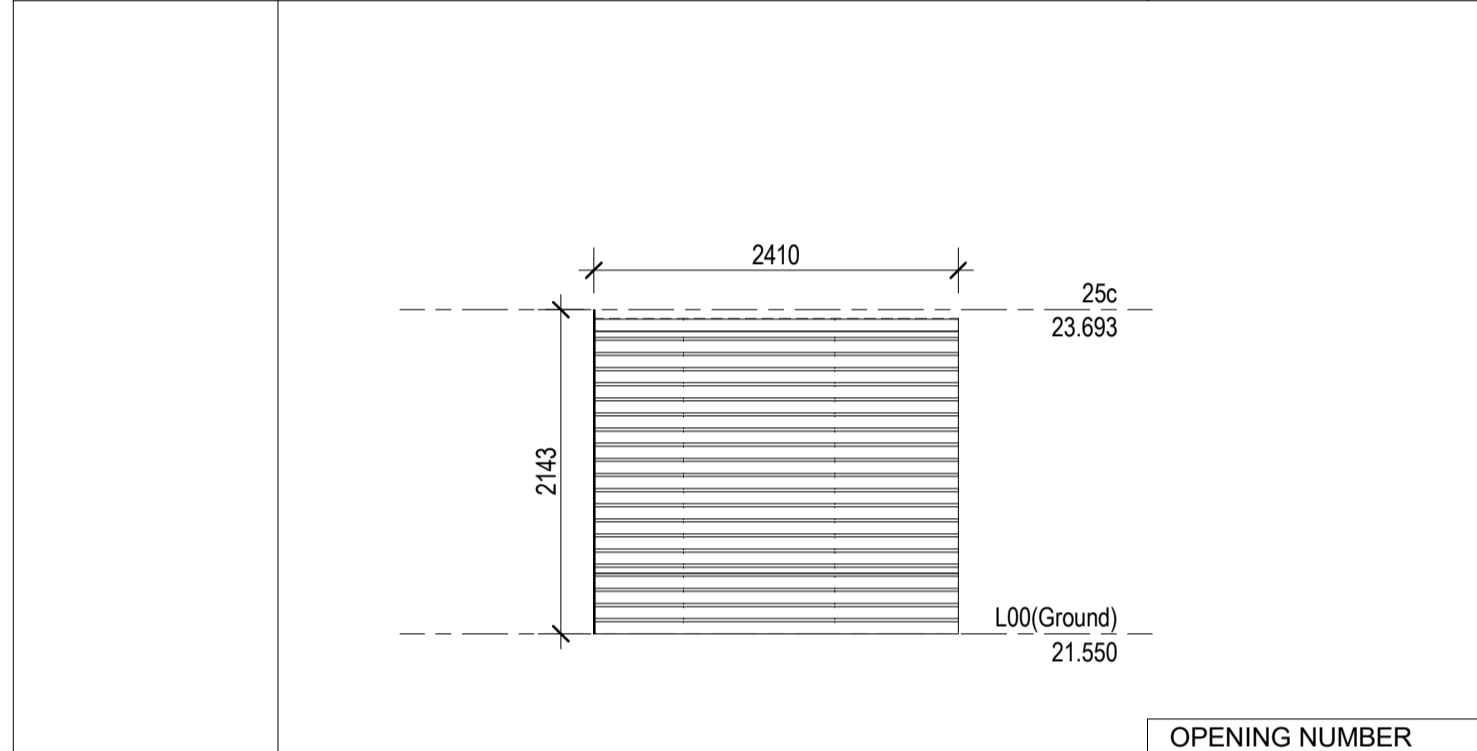
		OPENING NUMBER
DOOR NUMBER	D01	3
FRAME TYPE	NOM. 100x45 ALUMINIUM FRAME, CLEAR ANODISED FINISH.	
DOOR/WINDOW TYPE	SOLID CORE EXTERNAL DOOR	
REMARKS	DOOR PAINT FINISH PT02 - REFER FINISHES SCHEDULE. THRESHOLD RAMP (14H X 100L) - REFER DOOR HARDWARE SCHEDULE.	



		OPENING NUMBER
DOOR NUMBER	D02	4
FRAME TYPE	NOM. 100x45 ALUMINIUM FRAME, CLEAR ANODISED FINISH.	5
DOOR/WINDOW TYPE	SOLID CORE EXTERNAL DOOR	6
REMARKS	DOOR PAINT FINISH PT02 - REFER FINISHES SCHEDULE. THRESHOLD RAMP (14H X 150L) - REFER DOOR HARDWARE SCHEDULE	



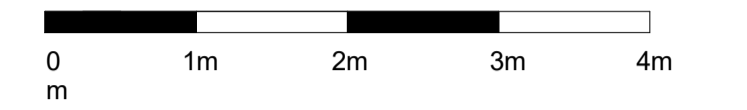
		OPENING NUMBER
DOOR NUMBER	DW01	7
FRAME TYPE	NOM. 100x45 ALUMINIUM FRAME, CLEAR ANODISED FINISH.	
DOOR/WINDOW TYPE	SOLID CORE EXTERNAL DOOR	
REMARKS	DOOR PAINT FINISH PT02. CLEAR LAMINATED GLAZING WITH APPLIED PATTERN FILM - REFER FINISHES SCHEDULE	



		OPENING NUMBER
DOOR NUMBER	DR01	9
FRAME TYPE		
DOOR/WINDOW TYPE	STEEL ROLLER SHUTTER, GALVANISED FINISH TO CURTAIN SLATS.	
REMARKS	GALVANISED GUIDE AND DRUM BRACKET FIXED TO SHS COLUMN	

REFERENCE MAP

NORTH



NOTES

- Do not scale drawing. Written dimensions govern
- All dimensions are in millimeters unless noted otherwise
- All dimensions shall be verified on site before proceeding with the work. Hassell shall be notified in writing of any discrepancies.
- This drawing must be read in conjunction with all relevant contracts, specifications and drawings
This drawing is an uncontrolled copy. Unless noted otherwise
© Copyright of this drawing is vested in Hassell Ltd.

REV DESCRIPTION

REV	DESCRIPTION	DATE
A	Issue for Tender	31/03/22
B	Issue for Tender	16/06/23

EXTERNAL FINISHES LEGEND

- BWK01 FACE BRICKWORK, STRETCHER BOND WITH HEAVY MORTAR
- BWK02 RENDERED BRICKWORK, COLOUR TO MATCH BWK01 MORTAR
- BWK03 RENDERED BRICKWORK, COLOUR TO MATCH BWK01 MORTAR
- RF01 PROFILED METAL ROOF SHEETING, COLOUR 'SURFMIST MATT'
- RF02 INTERLOCKING METAL WALL CLADDING, COLOUR 'HERITAGE GALV'
- SC01 PERFORATED PROFILED METAL SHEETING
- SC02 TIMBER BATTEN 20 x 30MM SCREEN

CONSULTANT



Hassell LTD ABN 24 007 711 435
Level 1
Commonwealth Bank Building
242 Murray Street
Perth WA 6000 Australia
T +61 8 6477 6000
perth@hassellstudio.com

CLIENT

TOWN OF VICTORIA PARK
PROJECT
EDWARD MILLEN PARK
HILLVIEW TERRACE VICTORIA PARK

STATUS

DRAWING TITLE

DOOR & WINDOW SCHEDULE

REVIEWED	SCALE @ A1
Checker	1 : 50
APPROVED	PROJECT NO.
Approver	014193
DRAWING NO.	REV NO.
A_6000	B

